

COBALT BOATS

1990

COLLECTION OF PERFORMANCE ART



PERFORMANCE BEYOND SPEED

C O B A L T B O A T S

1 9 9 0

It gets better every year. And this, the 20th year of building the best all-around performance sportboats in the world, is no exception. From the stunning lines and electrifying speed of the 19's to the luxurious comfort and cunning layout of the Condurre 263, Cobalt has again raised performance to an art, and taken performance beyond mere speed.

1990 will see the introduction of several innovative new features. A unique, stainless steel bow scuff plate that prevents damage when tying up or trailering your Cobalt. Motorized engine hatches on some models, and a headphone jack situated in the bow of the 252. Best of all, 1990 marks the industry's first ever, transferable 5-year warranty on hull, deck, engine and outdrive - a warranty that protects the original Cobalt owner and subsequent owners for a five year period from date of original purchase.

Cobalt 1990. A celebration of performance art. A celebration of performance beyond speed.

Performance Beyond Speed.

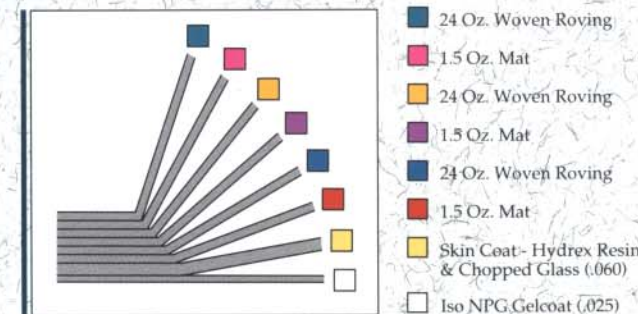
IT MEANS ALL-AROUND PERFORMANCE. ENDURING BEAUTY. TIGHT, SMOOTH HANDLING AT HIGH SPEED. LUXURY AND COMFORT BEYOND EXPECTATION. THIS KIND OF PERFORMANCE COMES FROM BUILDING IT INTO EVERY CENTIMETER OF THE BOAT. THAT'S WHY COBALT BEGINS WITH A METICULOUS FIBERGLASS LAMINATION PROCESS CALLED HYDROLAM™. IT'S ALSO WHY EVERYTHING ON A COBALT IS DOUBLE FASTENED. FROM THE UNYIELDING DURABILITY OF COBALT HULLS AND DECKS TO THE LASTING COMFORT OF VARADENSE™ SEATING, COBALT REMAINS THE ONLY BOAT BUILDER WITH THE KNOWLEDGE, SKILL AND DETERMINATION TO TAKE PERFORMANCE BEYOND SPEED.



HydroLam™—Performance In Beauty and Aerodynamics. The foundation for all-around performance begins with a unique fiberglass lamination process. Termed HydroLam, the process takes up to 3 times longer to complete than the industry average. It's not only the thickness of each

Everything on a Cobalt is double fastened. Stainless fasteners are screwed into the fiberglass *and* aluminum plates imbedded between layers of fiberglass. All-weld stainless steel bow rails are also thru-bolted to insure durability and safety. Even wood trim is attached with both screws and glue. Not one fitting, component or piece of hardware relies on a single bond because "performance beyond speed" means durability in *every* aspect of performance.

application, but the number of layers we add, that makes the process longer than any in the industry. An average of seven layers of fiber material are applied, each allowed to *fully* cure before the next layer is added. HydroLam provides the basis for the structural integrity and faultless beauty that



enable Cobalt owners to look very good going very fast—for a very long time. HydroLam begins with the thickest, smoothest gelcoat in the industry. Termed Iso NPG, this gelcoat is known for its durability and finish quality. Cobalt doubles the industry standard in gelcoat thickness and applies

Performance beyond speed means comfort too. And nothing approaches the Cobalt VaraDense™ seat for comfort that lasts. Thick, rich vinyl with the feel of leather. Huge comfort and liberating support. And every component is designed, built and treated to provide the most durable seating you can buy. Cobalt VaraDense seats are solid, ergonomically designed, rugged, and beautiful—best of all, they're built to stay that way.

it in a particle-free environment for aerodynamic performance and long-lasting beauty. Next a thick resin skin coat is applied. Made of Reichhold Hydrex™, the finest resin on the market, the skin coat insures perfectly uniform bonding between the gelcoat and the fiberglass layers, and also acts



Vinyls are thick, rich and Prefixe™ treated to protect against abrasion, scuffing, damaging UV rays, mildew and normal everyday spills.

as an "insulator" that makes Cobalt's smooth, long-lasting finish a reality. Several fiberglass structural layers are then added, alternating fiber matting with woven roving to afford unyielding durability and strength.

Performance beyond speed. It's a dedication to providing all-around performance in a sportboat. Performance that combines comfort, handling, beauty, and safety that doesn't diminish with time. Performance beyond speed is a concept that boat owners are ready for. And Cobalt is the only boat that's ready to provide it.

COBALT®



190 CONDURRE



• • • • •
THE PERFECT WAY TO START EXPERIENCING THE ALL-AROUND PERFORMANCE FOUND ONLY IN A COBALT. SKIING, CRUISING OR SUNNING, THE 190 COMBINES COBALT LUXURY AND COBALT "PERFORMANCE BEYOND SPEED" IN A 19 FOOT CRAFT ANYONE WOULD LOVE.



Euro-style
curved glass
windshield

.....



All anodized
aluminum
dash with full
instrumentation

.....



Lockable
glove box

.....



Spacious
interior with
sleeper seating

.....



One-piece
fiberglass
motor box

.....

Specifications

Hull Design	DV20
Centerline Incl. Platform	19' 0"
Beam	7' 5"
Draft (Drive Up)	17"
Freeboard FWD	34"
Freeboard AFT	27"
Transom Height	44"
Average Weight	2475 LBS.
Fuel Capacity	28 GAL.
Power Selections	CYL/CU In.
3.0 145 MER	1-4/181
4.3 175 MER	V-6/262



TOUGH. Tug as hard as
you can on the railings.

Explore every niche,
corner, edge and seam.

Everything is double
fastened on a Cobalt. It

means the difference
between running your

boat fast and hard and
running it fast and hard

for a very long time.

Cobalt.

.....





19BR CLASSIC SERIES



TRULY A CLASSIC IN EVERY SENSE OF THE WORD. CLASSIC LINES, CLASSIC COBALT LUXURY, CLASSIC COBALT RIDE. THIS 19 MAKES A WILD RIDE IN CONGESTED WATERS FEEL LIKE A LEISURELY CRUISE DOWN A LAZY RIVER.



One-piece, fiberglass motorbox for easy access to engine

.....



Luxuriant, Granata designed interior

.....



Back-to-back sleeper seating

.....



Lighter/ashtray/drink holder module

.....



Spacious bow area

.....



PERFECTION. Examine every centimeter of the hull and deck. From bow to stern, smooth perfection.

Cobalt cleans and waxes each hull and deck mold after every use and builds every boat in a particle-free environment, insuring lasting beauty and aerodynamic perfection.

Cobalt.

.....

Specifications

Hull Design	DV24
Centerline	19' 0"
Beam	7' 7"
Draft (Drive Up)	17"
Freeboard FWD	30"
Freeboard AFT	27"
Transom Height	40"
Average Weight	2850 LBS.
Fuel Capacity	48 GAL.

Power Selections	CYL/CU In.
5.7 260 MER	V-8/350
5.7 570 DP VOLVO	V-8/350





202 CONDÛRE



PERHAPS THE MOST ARTICULATE EXAMPLE OF COBALT ALL-AROUND PERFORMANCE.

THE 202 SPEAKS OF BOATING AT ITS VERY BEST. UP ON PLANE NOW, THE 202 HAS A 20 DEGREE "V" HULL THAT OUTPERFORMS MOST SKI BOATS, WITH MORE ROOM AND COMFORT THAN ANY "20" IN PRODUCTION.



Plush and spacious bow area

.....



Molded-in swim platform with ladder

.....



Complete dash with optional depth finder

.....



Drink holder modules in side panels

.....



LUXURIOUS. Drive your knee deep into the cushion. Throw your weight against the back support. Multi-density foam comfort, elegantly wrapped in a rich vinyl made only for Cobalt.

Designed and treated to provide undiminished luxurious comfort found only on a Cobalt.

.....

Specifications

Hull Design	DV20
Centerline	20' 1"
Beam	8' 4"
Draft (Drive Up)	17"
Freeboard FWD	34"
Freeboard AFT	30"
Transom Height	38"
Average Weight	3200 LBS.
Fuel Capacity	42 GAL.
Power Selections CYL/CU In.	
5.7 260 MER	V-8/350
5.7 570 DP VOLVO	V-8/350





21BR CLASSIC SERIES



DESTINED FOR LEGENDARY STATUS. THE 21BR COMBINES EVERYTHING THE TRADITIONAL BOATER DEMANDS IN A SPORTBOAT. A SMOOTH, QUIET, STABLE RIDE. ACCENTS MADE OF THE FINEST TEAK FROM THAILAND, AND ROOM ENOUGH FOR THE LARGEST FAMILY.



Spacious walk-thru to bow




One-piece fiberglass motor box



Drink holder modules with lighter/ashtray



Ample under seat storage compartments



Hanging locker/storage under dash

Specifications

Hull Design	DV20
Centerline	21' 1"
Beam	8' 0"
Draft (Drive Up)	17"
Freeboard FWD	38"
Freeboard AFT	35"
Transom Height	42"
Average Weight	3600 LBS.
Fuel Capacity	60 GAL.
Power Selections	CYL/CU In.
5,7 260 MER	V-8/350
5,7 570 DP VOLVO	V-8/350
7,4 BRAVO	V-8/454



HANDY. Never having to fumble for fuses again. Every standard electrical function is circuit breaker protected. Giving you much more time to enjoy some of the really important things in life.

Cobalt.





222 CONDÛRRE



SWIFT AND SURE AROUND THE TIGHTEST TURNS. TORRID IN THE STRAIGHTS. THE 222 HAS A SPORTBOAT FEEL WITH THE BENEFITS OF A BOWRIDER. SPACIOUS AND LUXURIOUS AS ONLY A COBALT CAN BE, THE 222 WAS MEANT FOR SKIING, CRUISING, AND MAKING YOU LOOK GOOD.



*Back-to-back
sleeper seating*

.....



*Accessible
hanging storage
locker*

.....



*Color
coordinated
VDO instru-
mentation
(shown with
optional depth
sounder)*

.....



*Stainless steel
bow scuff plate*

.....



*Jump seat/one
piece fiberglass
motor box*

.....



Specifications

Hull Design	DV20
Centerline	22' 3"
Beam	8' 0"
Draft (Drive Up)	17"
Freeboard FWD	35"
Freeboard AFT	24"
Transom Height	40"
Average Weight	3225 LBS.
Fuel Capacity	60 GAL.
<i>Power Selections</i>	<i>CYL/CU In.</i>
5.7 260 MER	V-8/350
5.7 570 DP VOLVO	V-8/350
7.4 BRAVO	V-8/454
7.4 454 MAG BRAVO	V-8/454
7.4 740 VOLVO	V-8/454



**GENIUS. Designing
features that no one else
thought about. From the
motorized engine hatch,
to the stainless steel
bow scuff plate . . . Cobalt
anticipates everything
you've always wanted plus
a few things you've never
dreamed of. That's what
genius is all about.**

Cobalt.

.....





252 CONDURRE



ONE OF THE FEW 25 FOOT BOWRIDERS ON THE MARKET. THE 252 FEATURES A 17 DEGREE DEADRISE THAT MAKES PLANING ALMOST INSTANT. WITH A TOUGH, EXTENDED KEEL FOR THE PRECISION HANDLING AND POLISHED RIDE COBALT IS FAMOUS FOR, THE 252 MAKES SKIING, CRUISING, AND ENTERTAINING A CLASSIC EXPERIENCE.



Walk through area with removable carpeting

.....



Maximum storage space

.....



Integrated fender locker

.....



Self-draining anchor locker

.....



Headphone jack in bow

.....



Color coordinated leather wrapped steering wheel

.....



Specifications

Hull Design	DV17
Centerline	25' 2"
Beam	8' 6"
Draft (Drive Up)	20"
Freeboard FWD	40 1/2"
Freeboard AFT	25"
Transom Height	49"
Average Weight	4300 LBS.
Fuel Capacity	90 GAL.
Power Selections	CYL/CU In.
5.7 260 MER	V-8/350
5.7 570 DP VOLVO	V-8/350
7.4 BRAVO	V-8/454
7.4 454 MAG BRAVO	V-8/454
7.4 740 VOLVO	V-8/454



GRATITUDE. For small details no one else has even conceived. Feel wind, sun and speed listening to music you could never hear before, enjoying the ride in the bow of a Cobalt.

.....





203 CONDURRE



ROUGH WATER WONDER. THE 203 SLICES THROUGH THE TOUGHEST CHOP WITH PANACHE. WITH A WIDE OPEN COCKPIT AND PLENTY OF SPEED, THE 203 IS PERFECT FOR AN INTIMATE CRUISE, A QUICK RUN DOWN THE COAST OR SMOOTH SKIING ON THE BIGGEST LAKES.



*Lockable,
spacious cabin
entry*

.....



*Molded-in
entry step*

.....



*Lockable ski
storage and
insulated ice
chest*

.....



*Spacious
cockpit*

.....



*Self-draining
anchor locker*

.....

Specifications

Hull Design	DV20
Centerline	20' 1"
Beam	8' 4"
Draft (Drive Up)	17"
Freeboard FWD	34"
Freeboard AFT	30"
Transom Height	38"
Average Weight	3200 LBS.
Fuel Capacity	42 GAL.
Power Selections <i>CYL/CU In.</i>	
5.7 260 MER	V-8/350
5.7 570 DP VOLVO	V-8/350



CONFIDENCE.

Read it. It's all there. Hull, deck, engine and outdrive, every new Cobalt is covered for five years. No one else offers protection so broad. No one else knows how to create a Cobalt.

.....





21CC CLASSIC SERIES



WEEKEND IN ELEGANT COMFORT. SPACIOUS ENOUGH TO QUALIFY AS YOUR SECOND HOME, THE 21 CUDDY EXUDES TRADITION, AFFLUENCE AND THE CLASSIC FEEL OF A CRUISER, WITH THE KIND OF PERFORMANCE USUALLY FOUND ONLY IN THE HOTTEST SPORTBOATS.



Self-draining
anchor locker

.....



Lockable
teakwood
doors with
spacious cabin
entry

.....



Broad, plush
driver station

.....



Under-seat
trash
container

.....



Boarding
step/drink
holder module

.....



EXQUISITE. Rub your hand against the grain. Scrutinize each joint and fastening. Every carefully selected section of rare Thailand teak is shaped and cut for each made to order Cobalt boat with craftsmanship so accomplished and exacting, it could only be done by Cobalt.

.....

Specifications

Hull Design	DV20
Centerline	21' 1"
Beam	8' 0"
Draft (Drive Up)	17"
Freeboard FWD	38"
Freeboard AFT	35"
Transom Height	42"
Average Weight	3700 LBS.
Fuel Capacity	60 GAL.
Power Selections	CYL/CI In.
5.7 260 MER	V-8/350
5.7 570 DP VOLVO	V-8/350
7.4 BRAVO	V-8/454





223 CONDURRE



• • • • •
BORN TO BE WILD. THE 223 ELECTRIFIES WITH RAW SPEED, SUPERB HANDLING AND A GRANATA DESIGNED INTERIOR THAT SURROUNDS YOU IN DELICIOUS LUXURY. BOLD, POWERFUL AND ELEGANT, THE 223 WILL EXCITE BOATERS FROM MONTE CARLO TO MIAMI.



Center console with step assembly for deck access

.....



Spacious cockpit interior with side cabin entry

.....



Cozy cabin area

.....



Convertible bolster bucket captain's chairs

.....



Integral swim platform with ski tow

.....



BRILLIANT. Let your eyes dance over the color analog gauges, and coordinated leather wrap steering wheel.

Who else but Cobalt would dream of making

the console as elegant in form as in function.

Dazzling utility. Brilliant design. No one but

Cobalt.

.....



Specifications

Hull Design	DV20
Centerline	22' 3"
Beam	8' 5"
Draft (Drive Up)	17"
Freeboard FWD	34 1/2"
Freeboard AFT	21"
Transom Height	43"
Average Weight	3400 LBS.
Fuel Capacity	60 GAL.

Power Selections CYL/CU In.

5.7 260 MER	V-8/350
5.7 570 DP VOLVO	V-8/350
7.4 BRAVO	V-8/454
7.4 454 MAG BRAVO	V-8/454
7.4 740 VOLVO	V-8/454



243 CONDÚRRE




PERFECT IN EVERY WAY. WEEKENDING, CRUISING, SKIING, SLICING THROUGH TOWERING WAVES IN THE BIGGEST WATER—THE 243 SACRIFICES NOTHING TO PERFORMANCE, AND TREATS THOSE WHO RIDE IN HER TO EXTRAVAGANT COMFORT FOUND ONLY ON A COBALT.



Sliding door acts as boarding step to deck entry

.....



Self-draining anchor locker

.....



Luxurious cabin seating

.....



Refreshment center

.....



Integral swimming platform with folding ladder

.....

Specifications

Hull Design	DV20
Centerline	23' 10"
Beam	8' 0"
Draft (Drive Up)	20"
Freeboard FWD	38"
Freeboard AFT	24"
Transom Height	48"
Average Weight	4100 LBS.
Fuel Capacity	90 GAL.

Power Selections

	CYL/CU In.
5.7 260 MER	V-8/350
5.7 570 DP VOLVO	V-8/350
7.4 BRAVO	V-8/454
7.4 454 MAG BRAVO	V-8/454
7.4 740 VOLVO	V-8/454



FAULTLESS. Even with a magnifying glass you'll never find fault. From stem to stern, nothing is overlooked and no boat goes out unless it's as perfect inside and out as each boat that has gone before. Perfectly Cobalt.

.....





253 CONDURRE



STRETCH OUT AND SIGH IN UTTER CONTENTMENT. THE 253 DELIGHTS IN EVERY WAY.

GENEROUS IN SPACE, HANDLING AND SPEED, THE 253 RIDES EFFORTLESSLY THROUGH THE CHOPPIEST WATER. THE CONDURRE 253 WAS MEANT FOR SHARING THE BEST, BIG LAKE BOATING HAS TO OFFER.



Spacious cabin including refreshment center

.....



RUGGED. Try to bend the bow rails. Pound on the ladder. No aluminum rails or partial welds exist on a Cobalt. Stout stainless hardware. Welds so surgically precise they're beautiful to behold. Cobalt construction so sturdy you'll never have to give it a second thought.

Cobalt.

.....



Helm control center

.....



Spacious sundeck and integral swim platform

.....



Fiberglass motor box

.....

Specifications

Hull Design	DV17
Centerline	25' 2"
Beam	8' 6"
Draft (Drive Up)	20"
Freeboard FWD	40 1/2"
Freeboard AFT	25"
Transom Height	49"
Average Weight	4300 LBS.
Fuel Capacity	90 GAL.
Power Selections	CYL/CU In.
5.7 260 MER	V-8/350
5.7 570 DP VOLVO	V-8/350
7.4 BRAVO	V-8/454
7.4 454 MAG BRAVO	V-8/454
7.4 740 VOLVO	V-8/454





263 CONDURRE



THIS IS IT. THE HIGHEST ACHIEVEMENT OF COBALT'S ALL-AROUND PERFORMANCE DESIGN. EXHILARATING SPEED AND DEFINITIVE HANDLING. ELEGANCE, BEAUTY, ROOM AND COMFORT. NO SPACE IS WASTED, NOTHING LEFT TO CHANCE. THE CONDURRE 263 MAKES BOATING FANTASY—ELOQUENT REALITY.



*Motorized engine hatch/
bench seat
assembly*

.....



*Center entry
to main cabin*

.....



*Spacious
interior that
converts to
2nd berth*

.....



*Color
coordinated
VDO instru-
mentation*

.....



*Galley console
with cabin
lighting panel*

.....



Specifications (Single) (Twin)

Hull Design	DV17	DV17
Centerline	26' 3"	26' 3"
Length w/Pulpit		
& Platform	28' 3"	28' 3"
Overall Height		
w/Windshield	94"	94"
Beam	9' 5"	9' 5"
Draft (Drive Up)	23"	26"
Freeboard FWD	52"	54"
Freeboard AFT	36"	34"
Transom Height	59 1/4"	59 1/4"
Average Weight	6100 LBS.	7100 LBS.
Fuel Capacity	100 GAL.	100 GAL.

Power Selections (Single) CYL/CU In.

5.7 260 MER	V-8/350
5.7 570 DP VOLVO	V-8/350
7.4 BRAVO	V-8/454
7.4 454 MAG BRAVO	V-8/454
7.4 740 VOLVO	V-8/454

Power Selections (Twin) CYL/CU In.

4.3 175 MER	V-6/262
4.3 205 MER	V-6/262
5.7 260 MER	V-8/350
5.7 570 DP VOLVO	V-8/350



**PRIDE. A symbol
means nothing unless
it stands for something.**

**The "C" stands for
all-around performance.**

Performance beyond

speed. The "C" stands

for everything you

could possibly desire

in a sportboat.

It stands for

Cobalt.

.....




Selected Standard Features

Some features pictured here are not available on all models.



Insulated ice chest



Bow seating with roomy storage (shown on 19BR)



Convenient, under seat storage (shown on 21BR)



Drink holder module with lighter/ashtray (shown on 21BR)



Lockable glove box (shown on 252, stereo not standard on all models)



Swim platform with fold-down ladder (shown on Condurre 190)



Molded in boarding step with rubber insert (shown on Condurre 202)




Stainless and teak boarding ladder (shown on 21CC)



Spacious, Granata designed interior (shown on Condurre 202)



Lockable ski storage (most models)



Self-draining anchor locker (shown on Condurre 203)



Easy access, one-piece motor box (shown on 21BR)



Convertible top storage (shown on 21BR)



Back-to-back sleeper seating (shown on 19BR)

Selected Optional Features

Some options pictured here are not available on all models.



Bow cushion insert (shown on 19BR)

.....



Teakwood and stainless swim platform with flip-down step

.....



Large compass (shown on 21CC)

.....



"L" lounge interior with dinette table (shown on Condurre 202 and 203 only)

.....



Galley with sink and single-burner alcohol stove (shown on 21CC/ replaces port side chair)


.....



Electric
remote control
spotlight
.....



Docking
lights (shown on
21CC)
.....



Sundeck
interior (shown
on Condurre 202)
.....



Small
compass (shown
on Condurre 202)
.....



Refreshment
console (shown
on Condurre 202)
.....



Blaupunkt
AM/FM
cassette stereo
with 4
speakers and
electric
antenna (shown
on 21BR)
.....

Optional Canvas Tops And Covers

Cobalt canvas tops are made from 100% acrylic fiber Army Duck canvas cover material. Each fiber is solution dyed to lock in color. The fabric not only breathes, it is mildew, stain, fade and rot resistant.



Standard top
with camper
top and side
curtains



Standard top
(standard on all
models)



Bimini top (no
storage provided)



Standard top
with stern and
side curtains



Bow tonneau
cover (standard
top also shown)



**Travel/
Mooring cover**



**Bow and
cockpit
tonneau
covers**



COBALT®

Cobalt Boats

1101 Illinois, P.O. Box 29, Neodesha, KS 66757



Authorized Cobalt Dealer

COBALT BOATS

1990

COLLECTION OF PERFORMANCE ART

COLOR '90



■
PERFORMANCE BEYOND SPEED

CLASSIC SERIES 19BR 21BR 21CC

	HULL & DECK	STRIPES	VINYL	CARPET
1				
2				
3				
4				
5				
6				
7				
8				

CLASSIC SERIES CABIN INTERIORS

A. Headliner C. Seating
B. Mattress Cover D. Carpet



CONDURRE SERIES

190* 202 203 222 223 243 252 253 263

HULL & DECK

STRIPES



VINYL

CARPET

9				
10				
11				
12				
13				
14				
15				
16				

CONDURRE SERIES CABIN INTERIORS

A. Headliner
 B. Mattress Cover
 C. Seating
 D. Carpet
 E. Pillows



CONDURRE SERIES continued

	HULL & DECK	STRIPES	VINYL	CARPET
17				
18				
19				
20				
21				
22				
23* (190 only)				
24* (190 only)				

1990 Cobalt upholstery is built to exacting VaraDense™ standards. The finest vinyls and other materials are used throughout. All exterior vinyls are treated with PreFixx™ giving the great-

est protection and endurance available.

***THE 190 CONDURRE IS ONLY AVAILABLE WITH COLOR CHOICE 23 OR 24. COLOR CHOICE 24 IS NOT AVAILABLE IN ANY OTHER MODEL OR SERIES.**

Cobalt reserves the right to make changes in colors, combinations and materials without prior notification or obligation.

Printed samples may vary from actual colors.

STANDARD FEATURES

Standard and optional features may change due to availability of equipment or other factors beyond Cobalt control. Please check with your Cobalt dealer for the latest information.

	190	19BR	202	21BR	222	252	203	21CC	223	243	253	263
COMFORT GROUP												
Adjustable Driver Seat	•	•	•	•	•	•	•	•	•	•	•	•
Convertible Top	•	•	•	•	•	•	•	•	•	•	•	•
Sundeck Interior									•	•	•	•
Convertible Driver Seat									•	•	•	•
Lay Down Seat	•	•	•	•	•	•	•					
Stereo System						•				•	•	•
Curved Glass Windshield	•		•		•	•	•		•	•	•	•
Walk Thru Doors						•						
Tinted Windshield	•	•	•	•	•	•	•	•	•	•	•	•
CONVENIENCE GROUP												
Boarding Ladder	•	•	•	•	•	•	•	•	•	•	•	•
Ice Chest	•	•	•	•	•	•	•	•	•	•	•	•
Circuit Breakers	•	•	•	•	•	•	•	•	•	•	•	•
Color Matched VDO Instruments					•	•	•		•	•	•	•
Galley w/Sink, Stove and Refrigerator												•
Gas Assist Ski Door	•	•	•	•	•	•	•	•				
Gas Assist Motor Box	•	•	•	•	•		•	•				
Electric Motor Box						•			•	•	•	•
Integral Swim Platform			•		•	•	•		•	•	•	•
Large Capacity Fuel Tank	•	•	•	•	•	•	•	•	•	•	•	•
Pump Out Head												•
Transom Door												•
Refreshment Console										•	•	•
Trash Receptacle		•		•				•			•	•
Hour Meter	•	•	•	•	•	•	•	•	•	•	•	•
In-Dash Depth Sounder						•				•	•	•
Leather Wrapped Steering Wheel		•	•	•	•	•	•	•	•	•	•	•
PERFORMANCE GROUP												
Jim Wynne Hull Design	•	•	•	•	•	•	•	•	•	•	•	•
Performance Matched Power Combinations	•	•	•	•	•	•	•	•	•	•	•	•
Power Steering	•	•	•	•	•	•	•	•	•	•	•	•
Power Trim	•	•	•	•	•	•	•	•	•	•	•	•
SERVICE GROUP												
Large Engine Access	•	•	•	•	•	•	•	•	•	•	•	•
Fresh Water Wash Down												•
Lifting Rings		•		•				•				
DURABILITY GROUP												
All Aluminum Instrument Panel	•	•	•	•	•	•	•	•	•	•	•	•
Double Side Wall Hull Construction	•	•	•	•	•	•	•	•	•	•	•	•
Stainless Steel Hardware and Rails	•	•	•	•	•	•	•	•	•	•	•	•
Five Year Powertrain Warranty	•	•	•	•	•	•	•	•	•	•	•	•
Bow Scuff Plate			•		•	•	•		•	•	•	•
STORAGE GROUP												
Anchor Storage Locker						•	•	•	•	•	•	•
Carpeted Storage	•	•	•	•	•	•	•	•	•	•	•	•
Hanging Locker(s)				•		•						•
Hideaway Top Storage	•	•	•	•	•	•	•	•	•	•	•	•
Ski Rope Storage		•		•		•						
Ski Storage	•	•	•	•	•	•	•	•	•	•	•	•
SAFETY GROUP												
Bilge Blower	•	•	•	•	•	•	•	•	•	•	•	•
Automatic Bilge Pump	•	•	•	•	•	•	•	•	•	•	•	•
Dual Horns	•	•	•	•	•	•	•	•	•	•	•	•
Fire Extinguisher	•	•	•	•	•	•	•	•	•	•	•	•
Glare Resistant Instrument Panel	•	•	•	•	•	•	•	•	•	•	•	•
Rudder Indicator	•	•	•	•	•	•	•	•	•	•	•	•
Ignition Safety Switch	•	•	•	•	•	•	•	•	•	•	•	•
Halon Fire Extinguisher						•				•	•	•

Cobalt Boats

1101 Illinois, P.O. Box 29, Neodesha, KS 66757

©Copyright, Cobalt Boats 1990 • Printed in U.S.A.

OPTIONAL FEATURES

OPTION PACKAGES

① 190, 21BR

AM/FM Cassette
Walk Thru Doors
3400 Lowrance
Depth Finder
Bow Cushion
Insert

② 19BR, 202, 222

AM/FM Cassette
Walk Thru Doors
3200 Lowrance
Depth Finder
Bow Cushion
Insert

③ 203

AM/FM Cassette
3200 Lowrance
Depth Finder

④ 223

AM/FM Cassette
3200 Lowrance
Depth Finder
Porti Potti

⑤ 21CC

AM/FM Cassette
3200 Lowrance
Depth Finder
Porti Potti

	190	19BR	202	21BR	222	252	203	21CC	223	243	253	263
Air Conditioning												•
AM/FM Cassette		•	•	•	•		•	•	•			
Battery Charger												•
Bow Cushion Insert		•	•	•	•							
Cabin V-Berth Insert								•				
Compass, Large				•	•	•		•	•	•	•	•
Compass, Small		•	•	•			•	•				
Cover, Bow Tonneau		•	•	•	•	•						
Cover, Cockpit Tonneau		•	•	•	•	•	•	•	•	•	•	•
Cover, Travel Mooring		•	•	•	•	•	•	•	•	•	•	•
Curtains, Side		•	•	•	•	•	•	•	•	•	•	•
Curtain, Stern		•	•	•	•	•	•	•	•	•	•	•
Dinette Table			•	•		•	•	•		•	•	
Docking Lights		•	•	•	•	•	•	•	•	•	•	•
Extra Battery Switch		•	•	•	•	•	•	•	•	•	•	•
Fresh Water Wash Down						•			•	•	•	
Galley								•		•		•
Gray Water System								•		•		•
Halon Fire Extinguisher		•	•	•	•		•	•	•			
Hot Water System												•
Kiekhafer Control, Sgl. Eng.						•			•	•	•	•
Kiekhafer Control, Twin Eng.												•
"L" Lounge Interior/Bucket			•				•					
"L" Lounge Interior/High Back			•				•					
Lifting Ring, Fwd.			•		•							
Lowrance Depth Finder		•	•	•	•		•	•	•			
Option Package	•	•	•	•	•		•	•	•			
Portal Light, 2 Additional												•
Porti-Potti								•	•	•	•	
Porti-Potti, Deluxe Model										•		
Power Antenna		•	•	•	•		•	•	•			
Pump Out Head								•	•	•	•	
Refreshment Console			•	•	•	•	•	•				
Remote Spotlight		•	•	•	•	•	•	•	•	•	•	•
Silent Choice Exhaust					•	•					•	•
Sleeper Seat - Port								•				
Sleeper Seat - Port/Stbd. Bucket			•		•	•	•					
Stainless Prop Exchange (MER)		•	•	•	•	•	•	•	•	•	•	•
Standard Interior/Buckets			•		•	•	•					
Stereo Speakers		•		•				•	•			
Sundeck Interior/High Backs	•	•	•	•	•		•					
Sundeck Interior/Buckets	•	•	•	•	•		•					
Sundeck Interior/Port Sleeper-Stbd. Bucket												•
Sundeck Interior/Sleeper Seats												•
Swin Platform w/Ladder		•		•				•				
Thru Hull Exhaust					•	•			•	•	•	
Top, Bimini				•		•		•		•	•	•
Top, Camper				•		•		•		•	•	•
Transducer		•	•	•	•	•	•	•	•			
Trim Tabs		•	•	•	•	•	•	•	•	•	•	
Walk Thru Doors		•	•	•	•							
Windshield Wiper, Stbd.		•	•	•	•		•	•	•			
Windshield Wiper, Dual								•				•

C O B A L T B O A T S

1 9 9 0

COLLECTION OF PERFORMANCE ART



PERFORMANCE BEYOND SPEED

**Intense
attention
to minute
detail.
Unsurpassed
craftsman-
ship in every
aspect
of design.
Performance
beyond
speed.
Cobalt.**

C O B A L T B O A T S



• • • • •
The feeling is euphoric. It begins

the moment you step into the luxurious interior.

It builds as you settle into plush, ergonomically

designed seats. And it culminates as the boat

vaults up on plane with effortless strength. It is

the feeling of performance beyond speed. It is

the feeling experienced only in a Cobalt.



223

CONDURRE

*Centerline-22'3"
Beam-8'5"
Avg. Wt.-3400 lbs.*



243

CONDURRE

*Centerline-23'10"
Beam-8'0"
Avg. Wt.-4100 lbs.*



253

CONDURRE

*Centerline-25'2"
Beam-8'6"
Avg. Wt.-4400 lbs.*



263

CONDURRE

*Centerline-26'3"
Beam-9'5"
Avg. Wt.-6000 lbs.*



190

CONDURRE

Centerline-19'0"
(with platform)

Beam-7'6"

Avg. Wt.-2475 lbs.



19BR

**CLASSIC
SERIES**

Centerline-19'0"

Beam-7'7"

Avg. Wt.-2850 lbs.



202

CONDURRE

Centerline-20'1"

Beam-8'4"

Avg. Wt.-3200 lbs.



21BR

**CLASSIC
SERIES**

Centerline-21'1"

Beam-8'0"

Avg. Wt.-3600 lbs.



222

CONDURRE

Centerline-22'3"
Beam-8'0"
Avg. Wt.-3225 lbs.



252

CONDURRE

Centerline-25'2"
Beam-8'6"
Avg. Wt.-4300 lbs.



203

CONDURRE

Centerline-20'1"
Beam-8'4"
Avg. Wt.-3200 lbs.



21CC

**CLASSIC
SERIES**

Centerline-21'1"
Beam-8'0"
Avg. Wt.-3700 lbs.

