




COBALT

'93





Cobalt's home, Neodesha, Kansas, is a small town steeped in traditional values and a pioneering heritage. Those same traditions and a dedicated work force are two key elements which allow Cobalt boats to enjoy an enviable reputation for quality, customer loyalty and pride. The final element in this equation has been Cobalt's longstanding, steadfast commitment - *To build the very best boat of its size in the world.*

When it comes to creating a boat, what we are really talking about is translating visceral feelings into concrete reality. Cobalt has done it again for 1993 with the introduction of three stunning examples of the boatbuilder's art - the 196 & 198 runabouts and the upscale, upsized 272 bowrider. These new boats join a stellar cast of handsome Condurre models from 20 to 25 feet along with the classic 22 Tradition that is a unique blend of modern technology with traditional touches.

Cobalt's lofty standards are founded on the inherently simple premise of quality and not on the number of boats that can be produced in a single day. Each Cobalt manufacturing step is a handcrafted operation accomplished by caring people using the best materials available. That's why it takes almost two weeks to build each Cobalt boat. And that's why Cobalt stands behind every boat with a five-year transferable limited warranty covering the hull, deck, engine and outdrive.

The Cobalt commitment continues through select dealerships where customers are afforded attentive service. Cobalt dealers are supported by the company's dedicated Customer Service Division.

For more than two decades Cobalt owners have discovered a distinctive pride of ownership based on this Kansas company's pursuit of excellence and a commitment to quality and performance.

And The Tradition Of Excellence Continues . . .



The New 196

Over the years, Cobalt has been distinguished and lauded for its unfailing commitment to engineering excellence in boating craftsmanship and quality — and the company remains completely dedicated to maintaining that recognition.

To build the *very best* requires the *best* — dedicated, loyal employees; the *best* materials, and the *best* of modern technology carried out with old-world craftsmanship.

Cobalt's home, Neodesha, Kansas, is a small town steeped in traditional values and with a heritage of pioneering America. The tenacious folk who originally settled there carved their existence from a hostile land with a spirit of hard work, pride and value. The traditions of a small town and the dedication of a proud work force are just two elements of the formula which allows Cobalt to enjoy an enviable reputation for quality, incredible customer loyalty and satisfaction of accomplishment.

Accomplishing the task of building a boat of Cobalt's stature is not an easy proposition and can't be done successfully without a committed interaction among the people of design, engineering, manufacturing, production, marketing and sales. The challenge facing this team is one of producing products that live up to the Cobalt philosophy; that of building the very best boat of its size in the world.



Cobalt's family of artisans are dedicated to creating something distinctive that will provide an extraordinary experience in boating and deliver a high degree of pride of ownership and satisfaction.

The design phase of the boatbuilder's art begins with an analysis of customer demand compiled from research, customer satisfaction indexes, dealer input and years of experience. The



Cobalt staff of professional engineers and designers not only rely on sophisticated computers to shape the creative ideas into detailed drawings and specifications, but also commission talented outside consultants with fresh ideas to contribute to the overall concept. The noted Jim Wynne hull design team, for example, develops running surfaces that deliver comfortable operation and sterling performance. And talented Peter Granata, Granata Design, applies a unique magic to Cobalt interiors, amenities and topside treatments. The team results are nothing short of stunning, contemporary craft loaded with luxury, convenience and comfort.

"Cobalt has become a company of diverse manufacturing capabilities."

A boat with the kind of elan Cobalt strives for is a collection of quality components fashioned into a single, integrated product. It appears from the outset that everything was planned, with nothing left to add on or hide after the fact. "Attention to details" is a phrase that is frequently used when journalists write about Cobalts. What it all boils down to really is that Cobalt's production consists of a select group of individuals who are not satisfied with off-the-shelf components nor are they content to do things the conventional way. To maintain the highest quality control over all components, Cobalt has become a company of diverse manufacturing capabilities. In short, if they want it done right, they do it themselves. Cobalt's wood shop carves out handsome cabinetry and trim. The upholstery department stitches together some of the finest furniture in the boating industry. Stainless steel railing is custom fabricated for a perfect fit.



"The final product affords beauty and unyielding durability."

Electrical wiring, seat frames, wood and Lexan components, motor boxes, doors, ice chests, drink holders and a multitude of convenience items must be compatible with one another to integrate the overall design. Cobalt's skilled craftsmen are supplied with the very best materials and tools available and work with pride, a rare attitude in today's manufacturing world.

In the past 22 years, Cobalt has developed an impressive array of in house capabilities. Cobalt boasts an elaborate and impressive metal shop where compound bends, precise welds and polishing operations for stainless steel rails and components are carried out.

"Working with pride, a rare attitude in today's manufacturing world."



While subassemblies are being configured, hull and deck molds are being hand polished, a process that takes place after each part is removed. After only five uses, each mold is completely refurbished to ensure flawless parts and perfect uniformity. It begins with the gelcoat. Termed Iso NPG, this gelcoat is known for its durability and finish quality. Cobalt doubles the industry standard in gelcoat thickness. Cobalt's own Hydrolam process involves several hand applied layers of different types of fiberglass materials. Most importantly, each layer is allowed to cure before applying the next assuring that all important uniform thickness. From the onset, the final product affords beauty, unyielding durability and strength.

Cobalt folks are extremely concerned about the long-term durability of their boats. That is why so much of their effort goes into areas of the boat you never see. Wood components, for example, are built of marine grade and pressure treated plywood to guard against rot and mildew. Where possible, fiberglass components are utilized for the same reasons. Sunlounger seat foundations are made with welded aluminum frames for the ultimate strength and support. Where deck hardware — rails, cleats, etc. — is to be attached to the final product, hefty aluminum backing plates are glassed into the structure. Hardware is then attached by drilling and tapping into



these backing plates, then bolting on the piece for the ultimate in strength and durability.

And nothing approaches the Cobalt VaraDense™ seat for comfort that lasts. Thick, rich vinyl with the feel of leather. Huge comfort and liberating support. And every component is designed, built and treated to provide the most durable seating you can buy. Cobalt VaraDense™ seats are solid, ergonomically designed, rugged and beautiful — best of all, they're built to stay that way.

Extensive on-the-water testing shows Cobalt engineers the optimum placement of the engine and drive unit. Before the hull and deck of a boat are joined, engine installers make sure the power plant is mounted in the exact position, for trouble-free performance. Engine room wiring and plumbing is neatly and properly routed and secured.

Every Cobalt hull is meticulously checked electronically




"From the design to the final quality check, no detail is overlooked."

Painstaking exams are accomplished to verify all electrical, engine and outdrive systems meet the exacting standards. A boat will not leave Cobalt's plant without passing every rigorous test.

Cobalt's people are committed to the pursuit of perfection and ultimate quality of these special boats. From the design to the final quality check, no detail is overlooked. The eye of the craftsman is ever vigilant to satisfying the boatman's highest expectations. The true measure of a boat's performance is not only the precision with which it is put together but in the satisfaction and pride of ownership it achieves. Cobalt's family of craftsmen is committed to creating distinctive boats that deliver such attributes.

196

In the overly crowded open bow runabout segment of the boating world, there is finally a choice for the family who desires distinction, absolute value and uncompromising Cobalt quality along with the inherently practical nature of the design. Crafted with an eye toward beauty, affordability and bent on performance and lasting appeal, the Cobalt 196 Condurre is right on target.



SPECIFICATIONS

Deadrise	20°
Centerline	19' 6"
Beam	8' 1 1/2"
Draft (Drive up)	20"
Freeboard FWD	35"
Freeboard AFT	26 1/2"
Transom Height	38"
Weight Dry	2800
Fuel Capacity	40 Gal.
Bridge Clearance w/o Nav Light	54"



198

The 198 boasts all the unique features of the 196 plus a number of additional amenities some owners may insist on, those additions include a full hull color stripe, two extra speakers, two interior courtesy lights, bow scuff plate, walk-thru doors and lockable glove box assembly. Also, the ski door includes a lock and assist cylinder.




206

Elegant and handsome, chocked with amenities and convenience features, a bowrider with such looks and comfort will surely turn the heads of your neighbors and afford years of satisfying fun and comfort. Unmistakably Cobalt in style, quality, and sporty performance, the 206 Condurre promises the essentials of what boating is all about.



SPECIFICATIONS

Deadrise	22°
Centerline	20' 6 1/4"
Beam	8' 2 1/2"
Draft (Drive up)	18"
Freeboard FWD	36"
Freeboard AFT	21"
Transom Height	44"
Weight Dry	2800
Fuel Capacity	45 Gal.
Bridge Clearance w/o Nav Light	54"



222

Generous proportions and comfortable accommodations in a boat with a gracious open architecture is what makes on-the-water parties and skiing excursions with lots of friends such a joy. The 222 Condurre is handily up to the task of providing plenty of performance amid stylish surroundings. The special hidden touches like sheerline fender holders and bow section headset modules subtly add to the pleasurable experience boaters have come to expect from Cobalt.



SPECIFICATIONS

Deadrise	20°
Centerline	22' 3"
Beam	8' 5"
Draft (Drive up)	17"
Freeboard FWD	34 1/2"
Freeboard AFT	21"
Transom Height	43"
Weight Dry	3400
Fuel Capacity	55 Gal.
Bridge Clearance w/o Nav Light	54"



223



The 223 is the sleek, closed deck version of the 222 bowrider. Features porta-potti enclosure, lockable cabin and deck hatch. All cockpit features are identical to the 222 except for seating arrangement. The 223 is available with sundeck interior only.



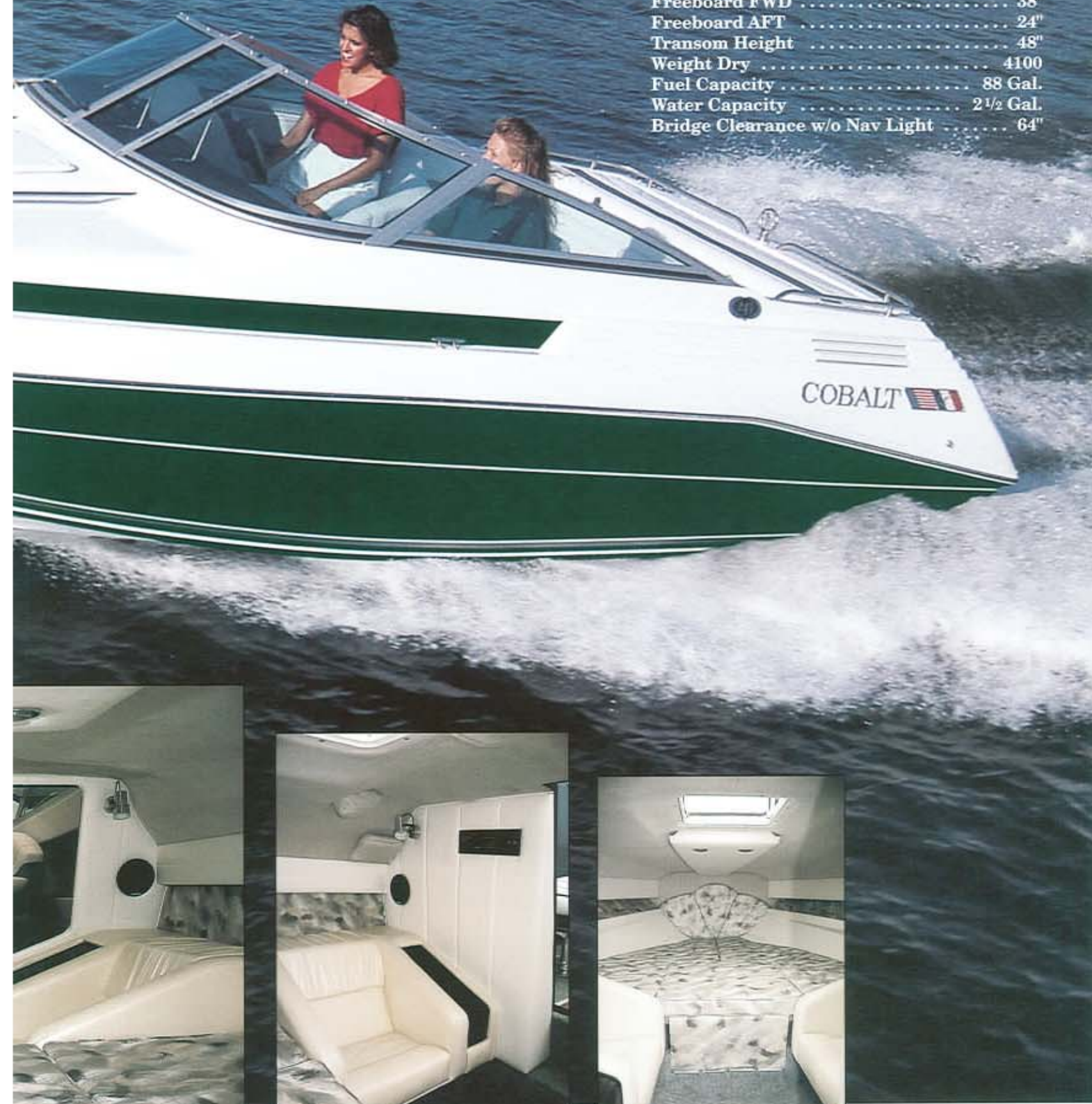
243

Pleasant sensory input abounds with every glimpse of the 243 Condurre. From the hand-crafted, sculpted upholstery to the tailored, efficient dash; from the den-like easy chair in the cabin to the soft mood lighting; from the sporty

exterior to the elegant interior, the boat is a model of exceptional pleasure. Loaded and ready for action, the 243 is up to the task of delivering fun in large doses.

SPECIFICATIONS

Deadrise	20°
Centerline	23' 10"
Beam	8' 0"
Draft (Drive up)	20"
Freeboard FWD	38"
Freeboard AFT	24"
Transom Height	48"
Weight Dry	4100
Fuel Capacity	88 Gal.
Water Capacity	2 1/2 Gal.
Bridge Clearance w/o Nav Light	64"



252

Blend the sensible open bow design with high quality components and a comfortable interior, and make the dimensions oversized and the result is a huge space which is ready for family boating pleasure in any form. Generous in terms of accommodation, space and creature comforts is an understatement when it comes to describing the 252 Condurre.



SPECIFICATIONS

Deadrise	17°
Centerline	25' 2"
Beam	8' 6"
Draft (Drive up)	20"
Freeboard FWD	40 1/2"
Freeboard AFT	25"
Transom Height	49"
Weight Dry	4300
Fuel Capacity	88 Gal.
Bridge Clearance w/o Nav Light	60"



255

A sleek, sporty day cruiser is often considered an oxymoron, that is a boat that can't be both sporty and offer reasonable cruising accommodations. Cobalt's 255 Condurre demonstrates otherwise. Its handsome profile compliments a spacious, elegantly appointed cabin complete with the kind of luxury amenities necessary for a cozy weekend aboard.



SPECIFICATIONS

Deadrise	17°
Centerline	25' 2"
Beam	8' 6"
Draft (Drive up)	20"
Freeboard FWD	44"
Freeboard AFT	27"
Transom Height	51 1/2"
Weight Dry	4900
Fuel Capacity	83 Gal.
Water Capacity	20 Gal.
Bridge Clearance w/o Nav Light	66"



Optional Club Cabin

272

To be sure, the bowrider is the most popular boat design going. So why not stretch its limits and offer the kind of spacious comfort bigger boats enjoy, all wrapped in a luxury package with creative features enough to please even the most jaded run-about fanatic. In addition to the room, the 272 Condurre offers a unique retractable swim platform, enclosed head and refreshment center among many other typically Cobalt elements.

SPECIFICATIONS

Deadrise	20°
Centerline	27' 3 ⁵ / ₈ "
Beam	8' 6"
Draft (Drive up)	23"
Freeboard FWD	39"
Freeboard AFT	34"
Transom Height	52"
Weight Dry	4930
Fuel Capacity	97 Gal.
Bridge Clearance w/o Nav Light	60"





Blending traditional elements with high tech is, admittedly, not an easy task, but one glimpse at the Cobalt 22 Tradition and one is reminded that classic finery is timely and desirable in any era. It boils down to respect for fine details like a machine turned dash, classic gold bezel instruments and elegant carved teak details. Such traditional touches are contained in a very modern runabout that superbly compliment the classic elements with comfort, space and performance.

SPECIFICATIONS

Deadrise20°
 Centerline22'
 Beam8' 6"
 Draft (Drive up)36"
 Freeboard FWD48"
 Freeboard AFT42"
 Transom Height40"
 Weight Dry4000
 Fuel Capacity ... 88 Gal.
 Bridge Clearance
 w/o Nav Light..... 60"



1993 AVAILABLE OPTIONS

DESCRIPTION	196	198	206	222	223	243	252	255	22T	272
SEATING:										
Bow Cushion Insert	-				-	-		-		
JUMPSEAT MOTORBOX:										
Sleeper Seats	S	S	S	S	-	-	-	-	-	-
Sleeper Seat w/Stbd Sport Bucket	-				-	-	-	-	-	-
SUNDECK MOTORBOX:										
Sleeper Seats	-	-	-	-	-	-	S	S	S	-
Sleeper Seat w/Stbd Sport Bucket	-	-	-	-	-	-				N/C
Sport Buckets					S	S				S
CANVAS:										
Bow Tonneau Cover					-	-		-		
Cockpit Tonneau Cover										
Travel Mooring Cover										
Side Curtains	-									
Stern Curtain	-									
Bimini Top	-	-	-							
Camper Top	-	-	-	-	-	-				
OPTIONAL EQUIPMENT:										
* Option Package	-	-					-	-	-	-
AM/FM Cassette Stereo System	S	S				S	S	S	S	S
CD Changer Addition	-	-	-							
Battery Charger	-	-	-	-	-	-	-		-	-
Cockpit Dinette Table	-	-	-							S
Compass, Large	-	-	-							
Compass, Small	-	-	-	-	-	-	-	-		-
Docking Lights	-							-		
Extra Battery Switch	-	-								
Fresh Water Washdown	-	-						NOTE		
Galley Unit	-	-	-	-	-		-	S	-	-
Gray Water System	-	-	-	-	-		-		-	-
Hour Meter			S	S	S	S	S	S	S	S
Halon Fire Extinguisher						S	S	S	S	S
Kiekhafer Control, Sgl Eng.	-	-	-							
Lifting Ring, Fwd	-	-					-	-	-	
Lowrance 3200 Depth Finder	-	-				S	S	S	S	S
Lowrance 3500 Depth Finder			-	-	-	-	-	-	-	-
Porti-Potti	-	-	-	-			-	S	-	S
Pump Out Head	-	-	-	-			-		-	
Pump Out Head w/Macerator	-	-	-	-			-		-	
Remote Control Spotlight	-									
Trim Tabs	-	-	-							
Walk Thru Doors		S			-	-	S	-	S	S
Windshield, Stainless Steel	-	-	-							
Windshield Wiper, Stbd	-					S	S	S		S
ENGINE EQUIPMENT:										
Stainless Prop Exchange (MER)										
THRU HULL EXHAUST:										
7.4 Litre MER	-	-	-							
454 MAG BRAVO	-	-	-							
740 VOLVO	-	-	-							
502 MAG BRAVO	-	-	-	-	-	S	S	S	-	S
CAPTAINS CALL:										
7.4 Litre MER	-	-	-							
454 MAG BRAVO	-	-	-							
740 VOLVO	-	-	-							
502 MAG BRAVO	-	-	-	-	-					
FRESH WATER COOLING:										
5.7 Litre MER	-	-	-							
7.4 and 454 MAG MER	-	-	-							
570 and 572 VOLVO	-	-	-							
740 VOLVO	-	-	-							

*206 Option Package
AM/FM Cassette
Walk Thru Doors
In-Dash 3200 Lowrance
Depth Finder

*222 Option Package
AM/FM Cassette
Walk Thru Doors
In-Dash 3200 Lowrance
Depth Finder

*223 Option Package
AM/FM Cassette
Porti-Potti
In-Dash 3200 Lowrance
Depth Finder

NOTE: Fresh
Water Washdown
optional on 255 CC

S (Standard)
Optional selections
subject to change
without notice.




Docking lights available for most models



Pull out security stereo system



Spotlight — also available with deck mount



Fresh water washdown



Compass — large shown



Dinette table — available most models



Sport bucket seats



243 galley

1993 COLOR OPTIONS

Cobalt upholstery is built to exacting VarnDense™ standards. The finest vinyls and other materials are used throughout. All exterior vinyls are treated with PreFixx™ giving the greatest protection and endurance available.

Any of the interior color choices are also available with all white deck and hull. This would include boat striping to match interior trim and seat piping. Please check with your Cobalt Dealer for further information.

COLOR OPTION	HULL/DECK STRIPE	INTERIOR	PIPING	CARPET
1	KO Red	White / Pumice	Red	Pumice
2	KO Red	Lt. Pumice / Dk. Pumice	Red	Pumice
3	KO Red	White / Gray	Red	Gray
4	KO Red	Lt. Gray / Dk. Gray	Red	Gray
5	Navy	White / Pumice	Blue	Pumice
6	Navy	Lt. Pumice / Dk. Pumice	Blue	Pumice
7	Navy	White / Gray	Blue	Gray
8	Navy	Lt. Gray / Dk. Gray	Blue	Gray
9	Polo Green	White / Pumice	Green	Pumice
10	Polo Green	Lt. Pumice / Dk. Pumice	Green	Pumice
11	Polo Green	White / Gray	Green	Gray
12	Polo Green	Lt. Gray / Dk. Gray	Green	Gray
13	Ruby	White / Pumice	Ruby	Pumice
14	Ruby	Lt. Pumice / Dk. Pumice	Ruby	Pumice
15	Ruby	White / Gray	Ruby	Gray
16	Ruby	Lt. Gray / Dk. Gray	Ruby	Gray
17	Teal	White / Pumice	Teal	Pumice
18	Teal	Lt. Pumice / Dk. Pumice	Teal	Pumice
19	Teal	White / Gray	Teal	Gray
20	Teal	Lt. Gray / Dk. Gray	Teal	Gray
21	White	White / Pumice	White	Pumice
22	White	White / Gray	White	Gray

CABIN INTERIORS



LEATHER SEATS

V-BERTH


SIDEWALLS

Cobalt reserves the right to make changes in colors, combinations and materials without prior notification or obligation. Color graphics on boats appearing on previous pages vary from actual colors due to fluctuation in natural lighting conditions and reflected surrounding color. Samples on this page will also vary slightly due to limitations of printing processes and lighting under which they are seen.

STANDARD FEATURES	196	198	206	222	223	243	252	255	255CC	272	22T
COMFORT GROUP											
Adjustable Driver Seat											
Convertible Top											
Sundeck Interior											
Bolster Bucket Driver Seat											
Lay Down Seat											
Stereo System											
Walk Thru Doors											
Tinted Windshield											
Leather Wrapped Steering Wheel											
Retractable Side Seat											
Cockpit Dinette Table											
CONVENIENCE GROUP											
Walk Thru Windshield											
Boarding Ladder											
Ice Chest											
Circuit Breakers											
Color Matched VDO Instruments											
Galley w/Sink, Stove and Refrigerator											
Gas Assist Ski Door											
Gas Assist Motor Box											
Electric Motor Box											
Integral Swim Platform											
Teak Swim Platform											
Large Capacity Fuel Tank											
Refreshment Console											
Trash Receptacle											
In-Dash Depth Sounder											
Fender Storage Lockers											
Retractable Swim Platform											
Enclosed Head Compartment											
Retractable Bow Cleat											
Porti Potti											
PERFORMANCE GROUP											
Jim Wynne Hull Design											
Performance Matched Power Combinations											
Power Steering											
Power Trim											
Thru Hull Exh (502 Only)											
SERVICE GROUP											
Large Engine Access											
Fresh Water Shower											
GI Battery Tie Down System											
Battery Switch											
DURABILITY GROUP											
All Aluminum Instrument Panel											
Double Side Wall Hull Construction											
Stainless Steel Hardware and Rails											
Five Year Powertrain Warranty											
Bow Scuff Plate											
STORAGE GROUP											
Anchor Storage Locker											
Carpeted Storage											
Hanging Locker(s)											
Hideaway Top Storage											
Ski Rope Storage											
Ski Storage											
SAFETY GROUP											
Bilge Blower											
Automatic Bilge Pump											
Dual Horns											
Fire Extinguisher											
Glare Resistant Instrument Panel											
Ignition Safety Switch											
Halon Fire Extinguisher											
Safety Glass Windshield											
Motor Box Safety Support											
Windshield Wiper											
Hour Meter											

OPTIONAL CANVAS TOPS AND COVERS

*Cobalt tops, camper tops, etc., are manufactured using Sunbrella™, a 100% acrylic woven marine fabric.



Bow tonneau/Cockpit tonneau cover



Bimini top
(available some models)



Camper top (available some models)



Bow tonneau/Standard top*/Side and Stern curtain



Mooring cover made of 100% cotton marine canvas



*Standard top

*196/198 Standard top made of Sea White Vinyl

1993 POWER OPTIONS

ENGINE	P.H.P.	196	198	206	222	223	22T	243	252	255	255CC	272
MERC. 4.3	160											
VOLVO 430 S/P	155											
VOLVO 430 D/P	155											
YAMAHA 4.3 PSRA	180											
MERC. 4.3LX	180											
VOLVO 431 S/P	180											
VOLVO 431 D/P	180											
YAMAHA 4.3 YEMSR	180											
MERC. 5.0	190											
VOLVO 500 S/P	190											
VOLVO 500 D/P	190											
YAMAHA 5.0 PSRA	210											
MERC. 5.7	235											
VOLVO 572 S/P	225											
VOLVO 572 D/P	225											
VOLVO 570 D/P												
YAMAHA 5.7 PSRA	240											
MERC. 7.4	300											
VOLVO 740 D/P	300											
YAMAHA 7.4 PSRA	300											
MERC. 454 MAG	350											
MERC. 502 MAG	390											

Power options subject to change without notice.

AUTHORIZED COBALT DEALER

© 1993 Cobalt Boats, 1101 Illinois, Neodesha, Kansas 66757 USA