




*To improve quality  
of life you must first  
invest in two things,  
quality and life.*



.... *quality and life.*



Quality and life, two things that make time we spend on ourselves and with those we care for, extraordinary. A group of dedicated craftsmen are working to create, virtually by hand, boats that present you with the opportunity to invest in both quality and life.

Founded in 1968, today Cobalt is one of the marine industry's oldest, most stable companies still under the



original ownership and management. Over the years, design and style have matured, but one

thing has stayed the same; the dedication to quality by some of the finest marine craftsmen in the industry. Over half of the Cobalt associates having been a part of the Cobalt family for more than 14 years. Very few boat builders have as solid a background.

This is a proud company, steeped in the values and traditions of a small town in southeast Kansas. Neodesha. Where the people care about a job




done right the first time. A place where building something that enriches others' quality of life is customary.



Here computer-aided design systems are just that - tools to aid design. Not superhuman solutions. The most important part of engineering and design is the staff and their exceptional eye for flow of form, timeless style, and a latitude for exceptional detail only found in one line of boats, Cobalt.

A superior finish begins with the mold. A mold that is painstakingly prepared. Hand cleaned, waxed after each use, and completely reworked after every ten hulls are constructed from its contours.

On to this meticulously prepared mold, an exceptional gelcoat is applied. With its superior gloss, blister resistance and finish clarity, 952 High Gloss Buffback gelcoat is supported by an unequalled



two year warranty. Something you might come

to expect from the people at Cobalt.

The Xycon Barrier Coat, an extra process, engineered to transfer forces uniformly, absorb impacts which would normally cause cracks and holes in other composites. It also increases blister resistance and improves flexibility over standard lamination without the barrier coat. To you, what you see today and in the years to come,

is that Xycon has eliminated fiber lamination print through and given you the finest finish possible. A finish glassy enough to see the second hand of your watch in the reflection. Something you would find difficult



to do in other manufacturer's product.

Only Cobalts have Xycon in all surfaces of their hulls and decks.



Seven layers of fiberglass mat and woven roving are hand laid by a

team of fiberglass specialists whose average history with the company exceed nine years. Cobalt's unique Hydrolam fiberglass process, under the careful direction of experienced hands, has brought together woven roving, fiberglass mat, Xycon, and High Gloss Buffback gelcoat to insure exceptional structural integrity and unsurpassed strength.



Some companies choose to just be boat assemblers. Not here. Make no mistake, the people of Cobalt are boat builders. Manufacturing many parts in-house to better maintain high quality standards; standards that fall short when certain parts are supplied



by outside vendors. Only Cobalt is willing to spend time and expense for such detail as a stainless steel

scuff plate to protect the bow.

Welded, single piece construction

grab rails have no ready-made fittings and set screws to come loose.

Windshield braces are custom manufactured stainless to provide superior support. Ladders are made to custom fit each model. Of



course, all exterior deck hardware is attached through aluminum backing plates embedded within the fiberglass.



Something as simple as engine vent construction may not be high on your list of features when shopping around. But in the years to come, the aluminum vents on your Cobalt will have stood the test of time. Integrated into the design of the boat and finished with a color matched paint, an aluminum engine vent will withstand abuse where plastic will have failed.



The greatest distress from quality time on the water and the most chronic are electrical problems. This is why special care is taken in the construction and installation of electrical systems. Hand made custom wiring harness with no butt splices, circuit breakers at the helm, and two grounding bars, one in the motor box and one under the dash, are a few



of the rules necessary to be perfectly reliable.



Nestled between quality and life falls comfort. A feeling stirred by things close at hand. The touch of a hand stitched leather steering wheel, color matched to an interior of timeless style. Contours of seats that are as comfortable as they are supportive in rough water, achieved by multiple densities of foam. The feeling of knowing the 39 oz. vinyl used is the



heaviest in the industry and its Prefixx coating prevents stains from reaching the vinyl and becoming permanent. Never worrying about rotting wood underneath, fiberglass,



plastics, and pressure treated wood give this interior its structure and longevity. Everything, from the canvas tops and covers right down to the the stitched dash upholstery, all are custom crafted. Experience the feeling of comfort that can only be found in one place, your new Cobalt.



It all comes together. The integrity of structure. The fit and finish of fine craftsmanship. Engineered in details that now look more like common sense. Something other manufacturers seem to have lost



along the way while cutting cost. From the first day of its creation, everything has been checked and rechecked. You will even find 30 minutes, the time spent in the test tank, shown on the hour meter. A sign the systems of your Cobalt have endured as many as 150 quality assurance trials.

group of people who will compromise nothing. You've invested in quality. Not just for today, and maybe tomorrow but for years to come. Years of service to what is most important. Quality time spent with the people you care about. Life. Quality of life. Cobalt.

In the end, its not just a boat. You get underway knowing there is none better. You've invested in a craft created by a







# 200

*“Ask around the docks, as I did, about the best boats built in America today, without a doubt you will hear the name Cobalt on every knowledgeable boater’s list.”*

***Boating Magazine***





*“Cobalt has always taken great pride in its position atop the luxury ladder. When you want the absolute best, you can usually find it in Neodesha Kansas.”*

***Powerboat Magazine***





*“The company’s  
“no-compromises”  
corporate philosophy  
seems to have taken firm  
hold in a world where  
too many boatbuilders  
tend to devalue terms  
like “quality” by not  
delivering it.”*

***Powerboat Reports***






 **22 TRADITION**

*“Cobalt was, is and probably always will be the industry’s premier family bowrider company”*


*Powerboat Magazine*






*“Consider the solid quality of the Cobalt, the level of its performance, and its luxuries, and you, too, may consider it a floating Rolls-Royce - without the sticker shock.”*

***Boating World***





*“Step up to a  
trailerred 252  
and inspect the hull:  
It is as flawless as a  
“concours d’elegance”  
Ferrari.”*

***Boating World***






 **253**

*“Take a Cobalt for a test ride. Even if it’s not exactly what you think you’re looking for, try it anyway. If you take the time, your perception of what a boat can be may be changed forever.”*

**Power Boating  
Canada**





*“When it comes to boats, value is relative. For many, just the chance to get out on the water for a minimum investment is enough, and there are plenty of boats to fill their needs. On the other hand, there are those who will settle for nothing but the best. For these buyers there is Cobalt.”*

**MotorBoat Magazine**





# '95 Features & Options

S - STANDARD  
O - OPTIONAL

	200	220	222	22T	233	252	253	272
5 YEAR HULL & DECK WARRANTY	S	S	S	S	S	S	S	S
5 YEAR POWER TRAIN WARRANTY	S	S	S	S	S	S	S	S
SLEEPER SEAT INTERIOR	S	S	S	S	-	-	-	-
SUNDECK INTERIOR	O	O	O	O	S	S	S	S
SPORT BUCKET SEAT STBD	O	O	O	O	-	-	-	-
SNAP-IN BOW CARPET	S	S	S	S	-	S	-	S
FIBERGLASS LINED COCKPIT	-	-	-	-	S	S	S	S
WALK-THRU DOORS	S	S	S	S	-	S	-	S
BOW CUSHION INSERT	O	O	O	O	-	O	-	O
COCKPIT TABLE	O	O	O	O	O	O	O	O
ROSEWOOD PANELS	O	O	O	-	O	O	O	O
LEATHER STEERING WHEEL W/TILT	S	S	S	S	S	S	S	S
COMPASS, ILLUMINATED	O	O	O	O	O	S	O	O
IN-DASH DEPTH GAUGE	O	O	S	S	O	S	S	S
CIRCUIT BREAKERS	S	S	S	S	S	S	S	S
IGNITION SAFETY SWITCH	S	S	S	S	S	S	S	S
ACCESSORY POWER PLUG	S	S	S	S	S	S	S	S
HOUR METER	S	S	S	S	S	S	S	S
SONY DIGITAL SOUND SYSTEM	S	S	S	S	S	S	S	S
CD HEAD UNIT WITH AM/FM	O	O	O	O	O	O	O	O
PREMIUM SOUND SYSTEM	O	O	O	O	O	O	O	O
BOW HEAD PHONES	-	-	S	S	-	-	-	S
ANCHOR LOCKER	-	S	S	S	S	S	S	S
TRANSOM SHOWER	O	O	O	O	O	O	O	O
TEAK SKI DOOR	O	O	O	S	-	-	-	-
TRASH CONTAINER	-	-	S	S	-	S	-	S
CONVERTIBLE TOP	S	S	S	S	S	S	S	S
BIMINI TOP	O	O	O	O	O	O	O	O
BIMINI TOP EXCHANGE	O	O	O	O	O	O	O	O
CAMPER CANVAS	-	-	-	O	-	O	-	O



	200	220	222	22T	233	252	253	272
STERN CURTAINS	O	O	O	O	O	O	O	O
SIDE CURTAINS	O	O	O	O	O	O	O	O
COCKPIT TONNEAU COVER	O	O	O	O	O	O	O	O
BOW TONNEAU COVER	O	O	O	O	-	O	-	O
MOORING COVER	O	O	O	O	O	O	O	O
SWIM PLATFORM COVER	-	-	-	O	-	-	-	-
FENDER COMPARTMENTS	-	S	S	S	-	-	-	S
ALUMINUM ENGINE VENTS	S	S	S	S	S	S	S	S
HALON SYSTEM	O	O	O	O	O	O	O	O
THRU-HULL EXHAUST	O	O	O	O	O	O	O	O
CAPTAINS CALL EXHAUST	O	O	O	O	O	O	O	O
DOCKING LIGHTS	O	O	O	O	O	O	O	O
DUAL BATTERY SWITCH	O	O	O	O	O	O	O	O
LIFTING RING, FWD	O	-	O	O	O	O	O	O
STAINLESS PROP EXCHG	O	O	O	O	O	O	O	O
STAINLESS BOW SCUFF PLATE	S	S	S	S	S	S	S	S
TOOL KIT	O	O	S	S	S	S	S	S
TRIM TABS	-	-	O	O	O	O	O	O
WINDSHIELD WIPER, STBD	O	O	O	O	O	O	O	O
FIBERGLASS FLOOR/STRINGERS	-	-	-	-	S	S	S	S
DECK HATCH W/SCREEN	-	-	-	-	S	-	S	-
CABIN GALLEY UNIT	-	-	-	-	-	-	O	-
PUMP-OUT HEAD	-	-	-	-	O	O	O	O
PUMP-OUT HEAD W/MACERATOR	-	-	-	-	O	O	O	O
PORTI-POTTI COMPARTMENT	-	-	-	-	S	S	S	S
REFRESHMENT CONSOLE	-	-	-	-	-	-	-	S
GRAY WATER SYSTEM	-	-	-	-	-	-	O	O
ELECTRIC SWIM PLATFORM	-	-	-	-	-	-	-	S
ELECTRIC MOTOR HATCH	-	-	S	S	-	S	-	S

Cobalt reserves the right to make changes on any features and options. Features and options are subject to change without notice.



# 1995 Specifications and Power Options



## 200

### SPECIFICATIONS

CENTERLINE	19' 6"
DRY WEIGHT	2800 lbs.
DEADRISE	.20 deg.
BEAM	8' 1 1/2"
FUEL CAPACITY	40 gal.
DAFT(drive up)	.20"
FREEBOARD(fwd)	.35"
FREEBOARD(aft)	.26 1/2"
TRANSOM HEIGHT	.38"
BRIDGE CLEARANCE	.54"

### ENGINE/DRIVE ... P.H.P.

MERC 4.3LX-ALPHA	180
MERC 5.0L-ALPHA	190
MERC 5.0LX-ALPHA	205
MERC 5.7L-ALPHA	235
MERC 5.7L-BRAVO 3	250
MERC 5.7L EFI-ALPHA	250
MERC 5.7L EFI-BRAVO 1	250
MERC 5.7L EFI-BRAVO 3	250
MERC 350 MAG-ALPHA	250
MERC 350 EFI MP-BRAVO 1	265
MERC 350 EFI MP-BRAVO 3	265
MERC 7.4L-BRAVO 1	300
MERC 7.4L-BRAVO 3	300
MERC 454 MAG-BRAVO 1	350
MERC 454 EFI MP-BRAVO 1	385
MERC 454 EFI MP-BRAVO 3	385
MERC 502 EFI MP-BRAVO 1	415
MERC 502 EFI MP-BRAVO 3	415
VOLVO 4.3 GS-SX	185
VOLVO 5.0 FL-SX	190
VOLVO 5.0 FL-DP	190
VOLVO 5.0 FI-SX	220
VOLVO 5.0 FI-DP	220
VOLVO 5.8 FL-SX	235
VOLVO 5.8 FL-DP	235
VOLVO 5.7 GI-DP	250
VOLVO 5.8 FI-SX	255
VOLVO 5.7 GI-DP	250
VOLVO 5.8 FSI-SX	275
VOLVO 5.8 FSI-DP	275
VOLVO 7.4 GL-DP	300
VOLVO 7.4 GI-DP	330



## 220

### SPECIFICATIONS

CENTERLINE	21' 11"
DRY WEIGHT	3140 lbs.
DEADRISE	.20 deg.
BEAM	8' 5"
FUEL CAPACITY	55 gal.
DAFT(drive up)	.17"
FREEBOARD(fwd)	.34 1/2"
FREEBOARD(aft)	.25"
TRANSOM HEIGHT	.42"
BRIDGE CLEARANCE	.54"

### ENGINE/DRIVE ... P.H.P.

MERC 5.0L-ALPHA	190
MERC 5.0LX-ALPHA	205
MERC 5.7L-ALPHA	235
MERC 5.7L-BRAVO 3	250
MERC 5.7L EFI-ALPHA	250
MERC 5.7L EFI-BRAVO 1	250
MERC 5.7L EFI-BRAVO 3	250
MERC 350 MAG-ALPHA	250
MERC 350 EFI MP-BRAVO 1	265
MERC 350 EFI MP-BRAVO 3	265
MERC 7.4L-BRAVO 1	300
MERC 7.4L-BRAVO 3	300
MERC 454 MAG-BRAVO 1	350
MERC 454 EFI MP-BRAVO 1	385
MERC 454 EFI MP-BRAVO 3	385
MERC 502 EFI MP-BRAVO 1	415
MERC 502 EFI MP-BRAVO 3	415
VOLVO 5.0 FL-SX	190
VOLVO 5.0 FL-DP	190
VOLVO 5.0 FI-SX	220
VOLVO 5.0 FI-DP	220
VOLVO 5.8 FL-SX	235
VOLVO 5.8 FL-DP	235
VOLVO 5.8 FI-SX	255
VOLVO 5.7 GI-DP	250
VOLVO 5.8 FSI-SX	275
VOLVO 5.8 FSI-DP	275
VOLVO 7.4 GL-DP	300
VOLVO 7.4 GI-DP	330



## 222

### SPECIFICATIONS

CENTERLINE	22' 3"
DRY WEIGHT	3400 lbs.
DEADRISE	.20 deg.
BEAM	8' 5"
FUEL CAPACITY	55 gal.
DAFT(drive up)	.17"
FREEBOARD(fwd)	.34 1/2"
FREEBOARD(aft)	.21"
TRANSOM HEIGHT	.43"
BRIDGE CLEARANCE	.54"

### ENGINE/DRIVE ... P.H.P.

MERC 5.7L-ALPHA	235
MERC 5.7L-BRAVO 3	250
MERC 5.7L EFI-ALPHA	250
MERC 5.7L EFI-BRAVO 1	250
MERC 5.7L EFI-BRAVO 3	250
MERC 350 MAG-ALPHA	250
MERC 350 EFI MP-BRAVO 1	265
MERC 350 EFI MP-BRAVO 3	265
MERC 7.4L-BRAVO 1	300
MERC 7.4L-BRAVO 3	300
MERC 454 MAG-BRAVO 1	350
MERC 454 EFI MP-BRAVO 1	385
MERC 454 EFI MP-BRAVO 3	385
MERC 502 EFI MP-BRAVO 1	415
MERC 502 EFI MP-BRAVO 3	415
VOLVO 5.8 FL-SX	235
VOLVO 5.8 FL-DP	235
VOLVO 5.8 FI-SX	255
VOLVO 5.7 GI-DP	250
VOLVO 5.8 FSI-SX	275
VOLVO 5.8 FSI-DP	275
VOLVO 7.4 GL-DP	300
VOLVO 7.4 GI-DP	330



## 22T

### SPECIFICATIONS

CENTERLINE	22' 0"
DRY WEIGHT	4000 lbs.
DEADRISE	.20 deg.
BEAM	8' 6"
FUEL CAPACITY	.88 gal.
DAFT(drive up)	.19"
FREEBOARD(fwd)	.48"
FREEBOARD(aft)	.42"
TRANSOM HEIGHT	.40"
BRIDGE CLEARANCE	.60"

### ENGINE/DRIVE ... P.H.P.

MERC 5.7L-ALPHA	235
MERC 5.7L-BRAVO 3	250
MERC 5.7L EFI-ALPHA	250
MERC 5.7L EFI-BRAVO 1	250
MERC 5.7L EFI-BRAVO 3	250
MERC 350 MAG-ALPHA	250
MERC 350 EFI MP-BRAVO 1	265
MERC 350 EFI MP-BRAVO 3	265
MERC 7.4L-BRAVO 1	300
MERC 7.4L-BRAVO 3	300
MERC 454 MAG-BRAVO 1	350
MERC 454 EFI MP-BRAVO 1	385
MERC 454 EFI MP-BRAVO 3	385
MERC 502 EFI MP-BRAVO 1	415
MERC 502 EFI MP-BRAVO 3	415
VOLVO 5.8 FL-SX	235
VOLVO 5.8 FL-DP	235
VOLVO 5.8 FI-SX	255
VOLVO 5.7 GI-DP	250
VOLVO 5.8 FSI-SX	275
VOLVO 5.8 FSI-DP	275
VOLVO 7.4 GL-DP	300
VOLVO 7.4 GI-DP	330



## 233

### SPECIFICATIONS

CENTERLINE	23' 2"
DRY WEIGHT	3300 lbs.
DEADRISE	.20 deg.
BEAM	8' 6"
FUEL CAPACITY	.55 gal.
DAFT(drive up)	.17"
FREEBOARD(fwd)	.34 1/2"
FREEBOARD(aft)	.21"
TRANSOM HEIGHT	.43"
BRIDGE CLEARANCE	.54"

### ENGINE/DRIVE ... P.H.P.

MERC 5.7L-ALPHA	235
MERC 5.7L-BRAVO 3	250
MERC 5.7L EFI-ALPHA	250
MERC 5.7L EFI-BRAVO 1	250
MERC 5.7L EFI-BRAVO 3	250
MERC 350 MAG-ALPHA	250
MERC 350 EFI MP-BRAVO 1	265
MERC 350 EFI MP-BRAVO 3	265
MERC 7.4L-BRAVO 1	300
MERC 7.4L-BRAVO 3	300
MERC 454 MAG-BRAVO 1	350
MERC 454 EFI MP-BRAVO 1	385
MERC 454 EFI MP-BRAVO 3	385
MERC 502 EFI MP-BRAVO 1	415
MERC 502 EFI MP-BRAVO 3	415
VOLVO 5.8 FL-SX	235
VOLVO 5.8 FL-DP	235
VOLVO 5.8 FI-SX	255
VOLVO 5.7 GI-DP	250
VOLVO 5.8 FSI-SX	275
VOLVO 5.8 FSI-DP	275
VOLVO 7.4 GL-DP	300
VOLVO 7.4 GI-DP	330



## 252

### SPECIFICATIONS

CENTERLINE	25' 0"
DRY WEIGHT	4000 lbs.
DEADRISE	.20 deg.
BEAM	8' 6"
FUEL CAPACITY	.78 gal.
DAFT(drive up)	.20"
FREEBOARD(fwd)	.41"
FREEBOARD(aft)	.26 1/4"
TRANSOM HEIGHT	.48"
BRIDGE CLEARANCE	.57"

### ENGINE/DRIVE ... P.H.P.

MERC 5.7L-ALPHA	235
MERC 5.7L-BRAVO 3	250
MERC 5.7L EFI-ALPHA	250
MERC 5.7L EFI-BRAVO 1	250
MERC 5.7L EFI-BRAVO 3	250
MERC 350 MAG-ALPHA	250
MERC 350 EFI MP-BRAVO 1	265
MERC 350 EFI MP-BRAVO 3	265
MERC 7.4L-BRAVO 1	300
MERC 7.4L-BRAVO 3	300
MERC 454 MAG-BRAVO 1	350
MERC 454 EFI MP-BRAVO 1	385
MERC 454 EFI MP-BRAVO 3	385
MERC 502 EFI MP-BRAVO 1	415
MERC 502 EFI MP-BRAVO 3	415
VOLVO 5.8 FL-SX	235
VOLVO 5.8 FL-DP	235
VOLVO 5.8 FI-SX	255
VOLVO 5.7 GI-DP	250
VOLVO 5.8 FSI-SX	275
VOLVO 5.8 FSI-DP	275
VOLVO 7.4 GL-DP	300
VOLVO 7.4 GI-DP	330



## 253

### SPECIFICATIONS

CENTERLINE	25' 0"
DRY WEIGHT	4000 lbs.
DEADRISE	.20 deg.
BEAM	8' 6"
FUEL CAPACITY	.78 gal.
DAFT(drive up)	.20"
FREEBOARD(fwd)	.41"
FREEBOARD(aft)	.26 1/4"
TRANSOM HEIGHT	.48"
BRIDGE CLEARANCE	.57"

### ENGINE/DRIVE ... P.H.P.

MERC 5.7L-ALPHA	235
MERC 5.7L-BRAVO 3	250
MERC 5.7L EFI-ALPHA	250
MERC 5.7L EFI-BRAVO 1	250
MERC 5.7L EFI-BRAVO 3	250
MERC 350 MAG-ALPHA	250
MERC 350 EFI MP-BRAVO 1	265
MERC 350 EFI MP-BRAVO 3	265
MERC 7.4L-BRAVO 1	300
MERC 7.4L-BRAVO 3	300
MERC 454 MAG-BRAVO 1	350
MERC 454 EFI MP-BRAVO 1	385
MERC 454 EFI MP-BRAVO 3	385
MERC 502 EFI MP-BRAVO 1	415
MERC 502 EFI MP-BRAVO 3	415
VOLVO 5.8 FL-SX	235
VOLVO 5.8 FL-DP	235
VOLVO 5.8 FI-SX	255
VOLVO 5.7 GI-DP	250
VOLVO 5.8 FSI-SX	275
VOLVO 5.8 FSI-DP	275
VOLVO 7.4 GL-DP	300
VOLVO 7.4 GI-DP	330



## 272

### SPECIFICATIONS

CENTERLINE	27' 3"
DRY WEIGHT	4930 lbs.
DEADRISE	.20 deg.
BEAM	8' 6"
FUEL CAPACITY	.97 gal.
DAFT(drive up)	.23"
FREEBOARD(fwd)	.39"
FREEBOARD(aft)	.34"
TRANSOM HEIGHT	.52"
BRIDGE CLEARANCE	.60"

### ENGINE/DRIVE ... P.H.P.





MERC 7.4L-BRAVO 1	300
MERC 7.4L-BRAVO 3	300
MERC 454 MAG-BRAVO 1	350
MERC 454 EFI MP-BRAVO 1	385
MERC 454 EFI MP-BRAVO 3	385
MERC 502 EFI MP-BRAVO 1	415
MERC 502 EFI MP-BRAVO 3	415
VOLVO 7.4 GL-DP	300
VOLVO 7.4 GI-DP	330

Where two interiors are shown, the sleeper seat configuration is standard. Cobalt reserves the right to make changes on any specifications. Specifications are subject to change without notice.



# COBALT SPORTS

P.O. Box 29 • NEODESHA, Ks 66757 • 1-800-468-5764




1. Big cotton T-shirt with full chest printed nautical design. Meets tough demands with generous cut and reinforced stitching. An unbeatable value. Unisex sizes S thru XXL. **\$17.00**
2. Same design as above tee but in a lapped cowl neck sweat. Features contrasting inner collar and side seam pockets. Unisex sizes S thru XXL. **\$36.50**
3. The Cumberland jacket is made with khaki sleeves that accent the stone washed denim body. Cut for comfort and fully lined with twill. Features extra tucks in sleeves for unrestricted movement. Antique brass snaps complete the casual sophisticated look. Sizes S thru XXL. **\$78.00**
- 4-5. These great caps feature a custom leather patch embossed with the Cobalt logo. #4 is crafted with a blue twill body and contrasting khaki bill. #5 is oil cloth of traditional western style. Adjustable size. **\$14.00 ea.**
6. Striped crew Sweatshirt with full chest embroidered design. Generous cut and superior construction accent the clean lines. 100% cotton in white or yellow. Unisex sizes S thru XXL. **\$49.50**
7. Our twill shirt offers the inviting comfort of 100% cotton sand washed twill. Timeless styling in natural muted colors. Barn red, denim, and khaki(not shown). Unisex sizes S thru XXL. **\$48.00 ea.**
8. 100% cotton five gauge crew neck sweater features richly colored vertical stripes in an attention getting style. Unisex sizes S thru XXL. **\$60.00**
9. Polo shirts of 100% combed cotton with embroidered Cobalt Boats logo. Very soft and comfortable. Navy, white or red. Unisex sizes S thru XXL. **\$29.50**
10. Cobalt accessory kit includes 4 embroidered life jackets, 4 bumpers, 4 dock lines, 4 bumper lines, and a custom-made storage bag. Pieces also sold separately. Complete Kit **\$255.00.**
- 11.-12. Acrylic doubled-walled glasses and mugs keep drinks cold longer. Lifetime guarantee. #11 Glasses **\$9.50** each, or **\$39.00** set of 4. #12 Mugs **\$10.00** each or **\$40.00** set of 4.
13. Floating key chain, in white or blue. **\$3.00**
14. Clipper jacket is 100% cotton twill. Fully lined with contrasting trim and inside pocket. Beautifully color coordinated embroidery sets off the logo. Navy or white. Unisex sizes S thru XXL cut generously. **\$75.50**
15. Twill adjustable cap with embroidered logo. White or Navy. **\$12.00 ea.**
16. This polo is 100% cotton pique. Comfortable, durable and stylish. White with 3 fashion trim colors. Unisex sizes S thru XXL **\$38.00**
17. Sunwashed T-shirt in 100% cotton. Preshrunk with reinforced seams for long wearing good looks. Weathered red or weathered blue. Unisex sizes S thru XXL. **\$19.00**
- 18-19. Tropical print visor(#18) and cap(#19). Both with embroidered Cobalt name. Adjustable size. **\$12.00 ea.**
20. Great looking stripe T-shirts with embroidered left chest logo. Oversized and looks great worn out or tucked in. Blue or green stripes on white. Unisex sizes S thru XXL. **\$23.00**
21. Nylon shorts to match stripe tees. Light weight and easy care. Features side and back pockets with velcro closure. Unisex sizes S thru XXL. Navy or green. **\$22.50**

# 1995 Color Options

No.	Hull/Deck		Interior Colors			Piping	Carpet
1	Red	White	Misty White	Pewter	Satin	Red	Pewter
2	Red	Satin	Pewter	Satin		Red	Pewter
3	Red	White	Light Pumice	Dark Pumice		Red	Pumice
4	Navy	White	Misty White	Pewter	Satin	Navy	Pewter
5	Navy	Satin	Pewter	Satin		Navy	Pewter
6	Navy	White	Light Pumice	Dark Pumice		Navy	Pumice
7	Polo Green	White	Misty White	Pewter	Satin	Green	Pewter
8	Polo Green	Satin	Pewter	Satin		Green	Pewter
9	Polo Green	White	Light Pumice	Dark Pumice		Green	Pumice
10	Bordeaux	White	Misty White	Pewter	Satin	Bord.	Pumice
11	Bordeaux	Satin	Pewter	Satin		Bord.	Pewter
12	Bordeaux	White	Light Pumice	Dark Pumice		Bord.	Pumice
13	Teal	White	Misty White	Pewter	Satin	Teal	Pewter
14	Teal	Satin	Pewter	Satin		Teal	Pewter
15	Teal	White	Light Pumice	Dark Pumice		Teal	Pumice
16	Iris	White	Misty White	Pewter	Satin	Iris	Pewter
17	Iris	Satin	Pewter	Satin		Iris	Pewter
18	Iris	White	Light Pumice	Dark Pumice		Iris	Pumice
19	Ebony	White	Misty White	Pewter	Satin	Gold	Pewter
20	Ebony	Satin	Pewter	Satin		Gold	Pewter
21	Ebony	White	Light Pumice	Dark Pumice		Gold	Pumice
22	Red	White	White	Dark Pumice		Red	Pumice
23	Navy	White	White	Dark Pumice		Navy	Pumice
24	Polo Green	White	White	Dark Pumice		Green	Pumice
25	Bordeaux	White	White	Dark Pumice		Bord.	Pumice
26	Teal	White	White	Dark Pumice		Teal	Pumice
27	Iris	White	White	Dark Pumice		Iris	Pumice
28	Ebony	White	White	Dark Pumice		Gold	Pumice

Samples on this page may vary slightly due to limitations of printing processes and lighting under which they are seen.

**Authorized Cobalt Dealer**



© 1995 Cobalt Boats • P.O. Box 29 • Neodesha, KS 66757