

  
COBALT  
1998



*C o m p r o m i s e*

*N o t h i n g*


*A*n artist measures success  
by the critical acclaim of a discriminating audience . . .

. . .the audience, by the performance itself.



the **P**assion for the art

**IT BEGAN WITH A PASSION.** . . . to create masterpieces. To build family runabouts that bore the quality and prestige found in larger yachts. To set a standard of excellence for smaller pleasure boats. To renew pride of ownership. To offer an on-the-water experience second to none.



In 1969, for founder and CEO Pack St.Clair, this passion became the foundation for his new line of boats. Over the years, Pack met this challenge from the perspective of the customer. He understood that the people who select a Cobalt are special. He knew that their expectations would always be well above average. From the beginning Cobalt chose to compromise nothing.

In catering to a discriminating audience, boatbuilders must create for tomorrow something far beyond expectations of today. Cobalt's artists of design, engineering and product development understand that Cobalt owners expect extraordinary quality and performance. A Cobalt must be unique, if it's to remain cherished by its owner even after long years of service.

Cobalt has established a pattern of construction that has grown only stronger over the years. Where others are content to be boat assemblers, Cobalt artisans handcraft the boat from metalwork to upholstery, from electrical systems to canvas tops.

**BETWEEN ARTIST AND PATRON GRATIFICATION IS MUTUAL.** . . . The following pages reflect the real passion in the thought, planning, and execution of a Cobalt. Passion is the prelude to a first-hand Cobalt experience. It is the motivation behind all that goes into a Cobalt. The boat you select will meet Cobalt standards, exceed your expectations, and fuel the shared passion.

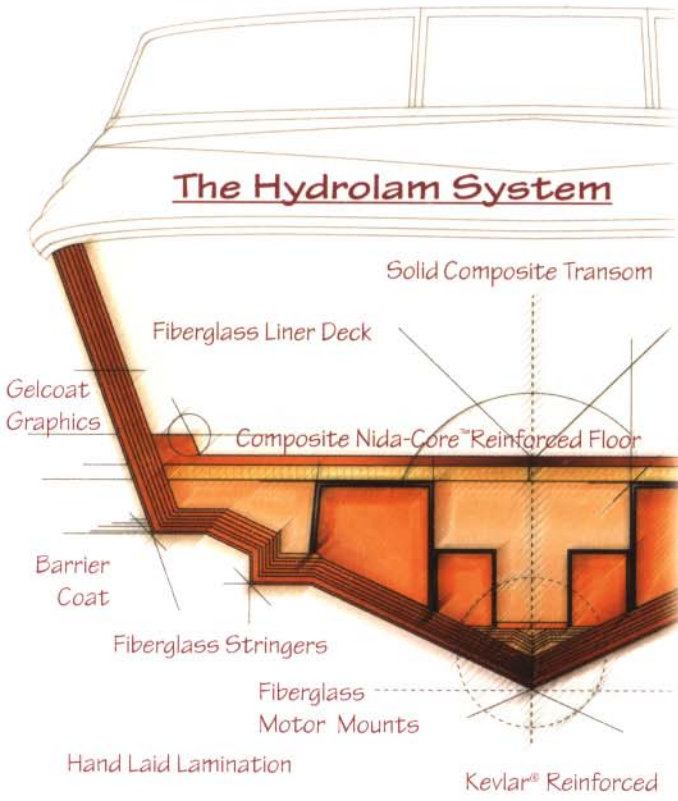
A passion to **Compromise Nothing**.



Model 252  
Color Selection Ebony  
Classic Graphics



# the Creation of a masterpiece




**HYDROLAM** is Cobalt's multifaceted approach to total fiberglass construction. It eliminates the extra weight and the inevitable rotting found in wood construction. In the Hydrolam process, **fiberglass stringer systems** and a **fiberglass cockpit sole** replace traditional wood components for rot-free dependability and less weight with no sacrifice of structural strength.



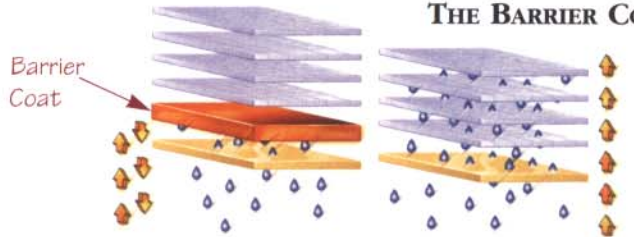
Hydrolam involves one-piece construction of deck surfaces, interior side walls, and the floor. It's a **liner deck**, if you will. The floor is reinforced with **Nida-Core™**, a synthetic honeycomb material that, despite its light weight, is structurally superior to plywood or balsa wood. **Solid composite transoms** replace the wooden transoms

used by other manufacturers, and Cobalt's **fiberglass motor mounts** are far superior to the wooden construction used in other boats.

The Hydrolam process calls for the application of a **Kevlar® /E-glass hybrid** over the entire length of the keel and strakes in the lamination of Cobalt hulls. Kevlar® combines high strength, light weight and thermal stability with ten times the impact resistance of fiberglass. It's 43% lighter than an equal value of fiberglass. It dampens vibration like few other substances on earth and, when combined with E-glass fibers, Kevlar yields a knit material of superior strength.



**GELCOAT GRAPHICS** produce perfect, permanent images. Some boat manufacturers are content to add tape graphics on top of the gelcoat surface, graphics that will surely crack and peel, graphics that are easily damaged. At Cobalt, the graphics begin with a mask in the mold. As colors of gelcoat are applied and the masks removed, the graphics evolve as an integral part of the gelcoat finish.



**THE BARRIER COAT** is an extra layer of protection against water vapor that, in its penetration of the fiberglass, might cause blistering. The Cobalt Hydrolam process represents the best blister-resistance available anywhere, effectively eliminating blistering and print-through of fiber lamination. With the Cobalt barrier coat, expect a finish that's spectacular by any benchmark.



Sculpting the master plug for the 1998 23LS and 25LS dash. From this handcrafted part, molds will be created for the production line.

# the *D*etails for a lifetime



**STAINLESS STEEL PROTECTION.** Only Cobalt invests the time, the ingenuity, and the money necessary to protect a boat's most vulnerable parts. The **bow scuff plate** guards against gouges in the bow during trailering. A **stainless steel rubrail** protects the hull from abrasion dockside. At the windshield, **solid stainless steel braces** refuse to bend, delivering inflexible support to this critical stress-point.



**ALUMINUM ENGINE VENTS,** machined to perfection, integrate seamlessly into graceful Cobalt lines. Where other manufacturers are content to use plastic in this high-abuse application, Cobalt insists on 3/8" aluminum for strength and durability. The vents are then finished with color-matched, baked enamel.

**FIBERGLASS MOTOR BOX.** Some manufacturers are content with covered plywood, but Cobalt constructs its motor boxes and sundeck lids as one piece from structural fiberglass. Such attention to extra detail creates superior structural integrity while eliminating the possibility of rot, reducing engine noise, and adding an extra measure of finish. Of course, gas cylinders or electric actuators assist all boxes and lids.



**STORAGE SPACE.** Cobalt understands today's recreational trends and responds with oversized, lockable storage spaces that can easily accommodate a family-size fleet of water toys. From **rubber mats** to **polished gelcoat** to **wet-storage netting**, Cobalt storage is practical in its design, meticulous in its finish.

**CUSTOM WIRING HARNESES** are made specifically for each Cobalt model, with no splices and all connectors machine-secured. **Two grounding terminals**, one at the dash, a second in the engine compartment, make the Cobalt electrical system eminently reliable.





the **Touch** of elegance



**VARADENSE SEATING** lies at the heart of Cobalt interior comfort. The concept calls for multiple densities of foam, with the heaviest foam used at the base to prevent breakdown and "bottoming out" on rough water. Softer foams at the surface deliver comfort and contour. The center foam, using memory-based compression, conforms to the physical shape of the occupant. Built on rot-proof composite structural supports and covered in vinyl exclusive to Cobalt, all seat-support mechanisms are mounted to aluminum plate reinforcement embedded in the fiberglass.



**FLIP-LIP BUCKETS.** Yet another Cobalt innovation, the front of the flip-lip bucket folds upward for a safe, comfortable high-rise seating option, affording an unobstructed view above the windshield. All Cobalt captain chairs wrap the rider in comfort and security.

**CUSTOM DASH.** Cobalt craftsmen are preoccupied with detail. They believe neither in substitutes, nor in compromise. Cases in point: the perfect stitchery on the dash cowl, straight and true and matched to the contour. The screen printing on all-aluminum dash panels. The hand-stitching of a leather tilt steering wheel. The reliability of the helm-based circuit breakers and aircraft-style stainless steel switches. Only Cobalt insists on these hand-formed combinations of structural integrity and timeless style.



**WALK-THRU DOORS.** So much that's merely optional on other boats is standard equipment on a Cobalt. Walk-thru bow doors, for instance. Big, solid, acrylic doors that lock in place for cockpit comfort on early spring mornings. Experienced boaters insist on these doors, but once again only Cobalt has responded.



the **A**ssurance of quality



**INSTRON TENSILE TESTER**, a leading-edge tool of the aerospace and automotive industries, measures the ultimate strength, yield strength, elongation, and stiffness of Cobalt laminates. Cobalt is committed to the application of next-century science through research, engineering, testing, and monitoring of our materials, equipment, and processes.

**QUALITY ASSURANCE** starts well before boat construction ever begins. Testing to specification prior to use in production ensures that only the best materials ever come close to a Cobalt. Statistical analysis of gelcoats, barrier coats, resin, glass, adhesives, and core materials certifies the absolute consistency Cobalt quality demands.

**STATISTICAL PROCESS CONTROL** is second nature at Cobalt. SPC methodology monitors glass-to-resin ratio, catalyst and cure times, the atomization pressure of spray and lamination equipment, resin temperatures, and plant environment (temperature and humidity). Such controls guarantee that Cobalt fiberglass strength, Cobalt finishes remain the industry standard.

**ULTRASONIC TESTING.** Every Cobalt undergoes meticulous electronic testing for uniform hull thickness. As a matter of fact, every hull undergoes intensive scrutiny in 24 different places on the running surface in addition to



more test sites on the deck and the sides of the hull. At Cobalt,

few standards of construction matter more than uniform fiberglass thickness.




**TEST TANK PROGRAM.** No Cobalt leaves the factory without the rigorous examination of the 30/30 test program. It's a stem-to-stern check of 30 critical systems in the boat during a full half-hour of in-water, under-power operation, with particular emphasis on the engine, outdrive, and electrical



systems. The 30/30 program is the final examination, a last comprehensive insistence that this boat, your new boat is good enough to be called Cobalt.

NSTRON

CHART PEN



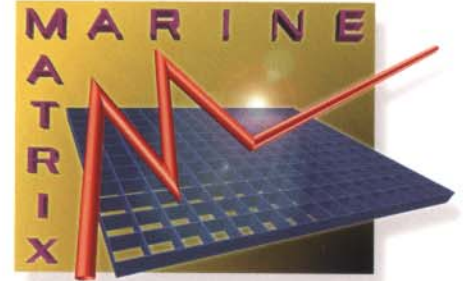
FULL SCALE LOAD  
RANGE  
CALIBRATION  
ZERO  
BALANCE



the **C**onfidence of experience

**THE HULL DESIGN.** Time and time again, the Cobalt hull has proven its superiority in handling and ride. In 1985, Cobalt pioneered the "**extended running surface**," a concept now imitated throughout the boating industry, but not yet even remotely duplicated. The Cobalt hull simply puts more running surface in contact with the water at critical moments of performance. With matchless stability in turns, quickness in planing, and minimal bow rise, the Cobalt hull guarantees the very quiet, but altogether unmistakable sensations of the Cobalt ride.

**MARINE MATRIX**, the independent consumer research firm, conducted a survey of over 60,000 boat owners. Cobalt earned the overall top ranking among all domestic manufacturers. In fact, Cobalt won 28 of the 30 categories and ranked second in the other two. Such numbers indicate that knowledgeable boaters buy Cobalts for their own reasons; they enjoy them for reasons perhaps never suspected on the first day on the water.



**TRANSFERABLE WARRANTY\*** The Cobalt warranty is the longest, most inclusive guarantee in the boating industry. Claims by other manufacturers aside, the Cobalt warranty is simply the best protection available.



Cobalt guarantees the hull and deck for **ten years**, superior to any alleged "lifetime" warranty on the market. The warranty also transfers to a new owner. Cobalt guarantees five-year protection on the powertrain (engine, outdrive, controls, and instrumentation), two years on the gelcoat, and two years on the upholstery, a testament to superior vinyls and traditional Cobalt workmanship.

Cobalt invites comparison to any competitor's warranty. In the fine print, Cobalt owners discover that no one else dares to stand so completely behind a boat.

*\*See written warranties for specific coverage.*



the **1998** collection of sea going art

*The 1998 Cobalts represent the difference between the acceptable and the exceptional. In the genius of their design, in the thousand details of Cobalt craftsmanship, they will demonstrate the difference between the everyday and the extraordinary.*

*You have two choices.*

*You may choose a faultless execution of the boatbuilder's art. Or you may choose something less.*





Color Selection: Candler Red  
Sport Graphics  
Stone Interior

# One Ninety



Bench Seat Ice Chest



L-Lounge Interior



Stainless Steel Windshield Support



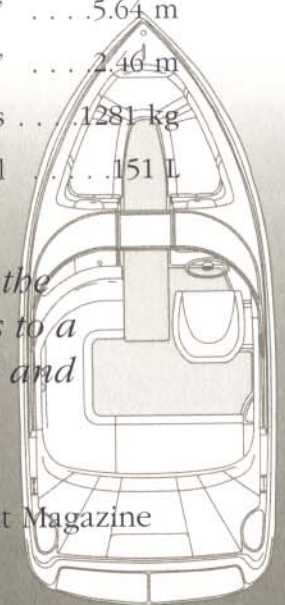
Wide Ski Locker



Storage, walk-thru area



Centerline . . . . .	18' 6"	. . . . .	5.64 m
Beam . . . . .	8' 1"	. . . . .	2.46 m
Weight . . . . .	2825 lbs	. . . . .	1281 kg
Fuel Capacity . . . . .	40 gal	. . . . .	151 L



*“Cobalt has raised the trailerboat standards to a level matched by few and exceeded by none.”*

Trailerboat Magazine





Color Selection: Pole Green  
Sport Graphics  
Stone Interior

# Two Hundred



Sony AM/FM Cassette Audio System



Fiberglass Liner w/Removable Carpet



Large Ski Tow Eye



Floor Ice Chest

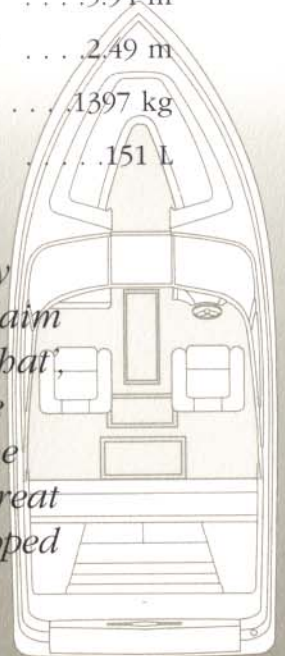


Upholstered Dash



Centerline . . . . .	19' 6"	. . . . .	5.94 m
Beam . . . . .	8' 2"	. . . . .	2.49 m
Weight . . . . .	3080 lbs	. . . . .	1397 kg
Fuel Capacity . . . . .	40 gal	. . . . .	151 L

*“If you believe every boating brochure’s claim about ‘best this and that’, you’d never know the difference between the good boats and the great ones. Unless you stepped into a Cobalt.”*



Waterski magazine





Color Selection Ebony  
Classic Graphics  
Stone Interior

# Two Twenty



Depth and Air/Water Temp. Gauges



Docking Lights



Fender Storage




Fiberglass Motor Box



Anchor Locker



Centerline . . . . .21' 11" . . . .6.68 m  
 Beam . . . . .8' 5" . . . .2.57 m  
 Weight . . . . .3410 lbs . . . .1547 kg  
 Fuel Capacity . . . . .50 gal . . . .189 L



*“The Cobalt has earned the right to be considered the benchmark of boating quality.”*

Boating World





Color Selection Iris  
Sport Graphics  
Stone Interior

# Two Thirty Two



Cockpit Table



Fender Storage



Bow Seat Storage



Lockable Glove Box



Ice Chest/Entry Step



Centerline . . . . .23' 2" . . . . .7.06 m  
 Beam . . . . .8' 6" . . . . .2.59 m  
 Weight . . . . .3880 lbs . . . . .1760 kg  
 Fuel Capacity . . . . .55 gal . . . . .208 L

*“Comparing a Cobalt to a Cadillac, as we’ve done many times over the years, doesn’t wash when it comes to the new 232 bowrider. It’s just not fair to the boat.”*



Powerboat magazine





Color Selection Polo Green  
Classic Graphics  
Stone Interior

# Two Thirty Three



Anchor Locker



Deck Hatch w/Screen



Sliding Cabin Door



Cabin Interior



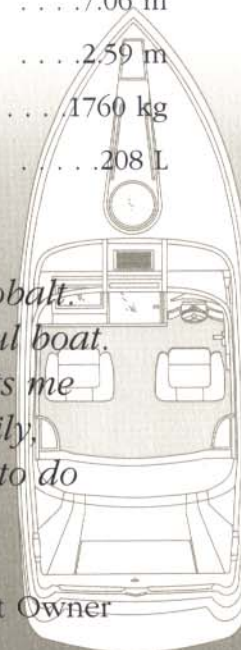
AWFM Single CD



Centerline . . . . .23' 2" . . . .7.06 m  
 Beam . . . . .8' 6" . . . .2.59 m  
 Weight . . . . .3880 lbs . . . .1760 kg  
 Fuel Capacity . . . .55 gal . . . .208 L

*“This is my third Cobalt. You build a wonderful boat. And your dealer treats me like a part of the family, they are great people to do business with.”*

Cobalt Owner





Color Selection Navy  
Sport Graphics  
Cinder Grey Interior

# Two Fifty Two



Rosewood Dash



Bow Cushion Insert



Ski Locker



Head Compartment



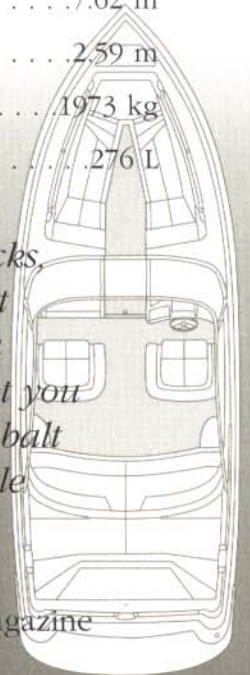
Trash Receptacle



Centerline . . . . .	25'	. . . . .	7.62 m
Beam . . . . .	8' 6"	. . . . .	2.59 m
Weight . . . . .	4350 lbs	. . . . .	1973 kg
Fuel Capacity . . . . .	73 gal	. . . . .	276 L

*“Ask around the docks, as I did, about the best boats built in America today, without a doubt you will hear the name Cobalt on every knowledgeable boater’s list.”*

Boating magazine





Color Selection Bordeaux  
Sport Graphics  
Stone Interior

# Two Fifty Three



Cabin Interior



Cabin lounge



Sony Premium Audio w/CD Changer



Concealed Head




Galley Unit



Centerline . . . . .	.25'	. . . . .	7.62 m
Beam . . . . .	8' 6"	. . . . .	2.59 m
Weight . . . . .	4350 lbs	. . . . .	1973 kg
Fuel Capacity . . . . .	.73 gal	. . . . .	.276 L

*“Cobalt has always taken great pride in its position atop the luxury ladder. When you want the absolute best, you can usually find it in Neodesha, Ks.”*

Powerboat magazine





Color Selection Navy  
Classic Graphics  
Stone Interior

# Two Seventy Two



Electric Swim Platform



Head Compartment




Fold-out Side Bench Seat



Hanging Locker



Rear Seat Storage



Centerline . . . . .27' 3" . . . .8.30 m  
 Beam . . . . .8' 6" . . . .2.59 m  
 Weight . . . . .4930 lbs . . . .2236 kg  
 Fuel Capacity . . . .97 gal . . . .367 L



*“Step back and look at the gelcoat. Its depth of luster and flawless finish is from careful mold preparation and strict quality control.”*

Boating magazine





COBALT

# Two Ninety Three



Cockpit Table



Transom Shower and Air Compressor



Anchor Roller w/ optional Windlass



Electric Engine Hatch



Fender and Shore Power Storage



Twin Power Instrumentation w/ optional GPS Display

Centerline . . . . .	28' 10"	. . . . .	8.80 m
Beam . . . . .	9' 6"	. . . . .	2.89 m
Weight . . . . .	6950 lbs	. . . . .	3051 kg
Fuel Capacity . . . . .	113 gal	. . . . .	428 L

*“As I stepped aboard the 293 in Miami, an unbidden ‘Mmmm’ escaped my lips over its gorgeous fit and finish.”*

Motor Boating & Sailing



*In its second year of production, the 293 has become the flagship of the Cobalt line. As both the largest and the most lavishly equipped Cobalt on the water, it manages to combine the amenities appropriate to a leisurely day among family and friends with the performance features appropriate to extended, live-aboard travel.*

*The 293: designed by engineers, built by artists.*



# Two Ninety Three



Filler Cushion



Concealed Boarding Ladder



Cabin Interior w/ Table



Cabin Interior w/ V-Berth Filler Cushion



AC/DC Distribution Panel



Head / Shower Compartment



Cockpit Refreshment Console w/ Refrigerator



Cedar Lined Hanging Locker

*“When it comes to boats, value is relative. For many, just the chance to get out on the water for a minimum investment is enough, and there are plenty of boats to fill their needs. On the other hand there are those who will settle for nothing but the best. For these buyers there is Cobalt.”*

MotorBoat magazine



Galley Area w/ Single Burner Electric Stove and Microwave



Color Selection Candied Red  
Sport Graphics  
Stone Interior

# Twenty Three LS



Refreshment Console



Head Compartment



Cockpit Table



Walk-thru Transom

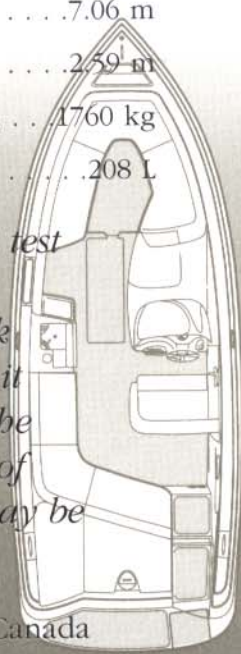


Flip-Lip Double-wide Helm Seat



Centerline . . . . .	23' 2"	. . . . .	7.06 m
Beam . . . . .	8' 6"	. . . . .	2.59 m
Weight . . . . .	3880 lbs	. . . . .	1760 kg
Fuel Capacity . . . . .	55 gal	. . . . .	208 L

*“Take a Cobalt for a test ride. Even if it's not exactly what you think you're looking for, try it anyway. If you take the time, your perception of what a boat can be may be changed forever.”*



Power Boating Canada





Color Selection Navy  
Sport Graphics  
Stone Interior

# Twenty Five LS



Refreshment Console



Head Compartment



Spacious Engine Access



Air Compressor and Transom Shower



Port Side Entry Steps



Centerline	.25'	.762 m
Beam	.8' 6"	2.59 m
Weight	.4350 lbs	.1973 kg
Fuel Capacity	.73 gal	.276 L

*“The company’s ‘no-compromises’ corporate philosophy seems to have taken firm hold in a world where too many boatbuilders tend to devalue terms like ‘quality’ by not delivering it.”*

Powerboat Reports





Model 203CS  
Color Selection Navy  
Sport Graphics  
Stone Interior

# Two-0-TwoCS Two-0-ThreeCS



202CS Bow Seating



202CS Ski Storage



Removable Teak Platform



Optional Rosewood Dash



All Seat Storage



Model 202CS  
Color Selection Navy  
Sport Graphics  
Stone Interior



Fiberglass Floor w/ Removable Carpet



Swivel Bucket Helm Seat



Model 203CS  
Color Selection Navy  
Sport Graphics  
Stone Interior

Centerline . . . . .20' 2" . . . .6.15 m  
Beam . . . . .7' 5" . . . .2.26 m  
Weight . . . . .2800 lbs . . . .1268 kg  
Fuel Capacity . . . .34 gal . . . .129 L

*“An absolute first class quality boat, that's only rival is the fabulous initial and continuing treatment we get from our dealer.”*

Cobalt Owner



# the **E**quipment standard and optional

CANVAS	190	200	220	232	233	252	253	272	293	23LS	25LS	202	203
Bimini Top - pg. 47	○	○	○	○	○	○	○	○	S	S	S	○	○
Bimini Top Exchange	○	○	○	○	○	○	○	○					
Bow Tonneau - pg. 47	○	○	○	○	○	○	○	○	○			○	
Bimini Canvas Enclosure - pg. 47, 34									○*	○*	○*		
Camper Canvas - pg. 47				○	○	○	○	○	○†	○†			
Cockpit Tonneau - pg. 47	○	○	○	○	○	○	○	○	○	○	○	○	○
Convertible Top - pg. 47	S	S	S	S	S	S	S	S	○	○	○	S	S
Mooring Cover - pg. 47	○	○	○	○	○	○	○	○	○	○	○	○	○
Side Curtains - pg. 47		○	○	○	○	○	○	○	†	†	†		
Stern Curtain - pg. 47		○	○	○	○	○	○	○	†	†	†		
DASH/INSTRUMENTATION	190	200	220	232	233	252	253	272	293	23LS	25LS	202	203
Accessory Power Plug	S	S	S	S	S	S	S	S	S	S	S	S	S
Am/Fm Cassette - pg. 19	S	S	S	S	S	S	S	S	S	S	S	S	S
Am/Fm CD - pg. 25	○	○	○	○	○	○	○	○					
Premium Sound System - pg. 29	○	○	○	○	○	○	○	○	S	○	○	○	○
Compass	○	○	○	S	○	S	○	○	S	○	○		
Depth Gauge	○				S		S	S		S	S		
Depth, Air/ Water Temp Pkg - pg. 21		○	○	S		S			S			S	S
GPS Unit, In-Dash - pg. 33									○				
Hour Meter	S	S	S	S	S	S	S	S	S	S	S	S	S
Leather Steering Wheel - pg. 19	S	S	S	S	S	S	S	S	S	S	S	S	S
Rosewood Dash Panels - pg. 27, 41		○	○	○	○	○	○	○	○	○	○		
Tilt Steering	S	S	S	S	S	S	S	S	S	S	S	S	S
Windshield Wiper, Stbd		○	○	○	○	○	○	○	○	○	○		
EXTERIOR	190	200	220	232	233	252	253	272	293	23LS	25LS	202	203
Aluminum Engine Vents - pg. 6		S	S	S	S	S	S	S					
Anchor Locker - pg. 21, 25	S		S	S	S	S	S	S	S	S	S		
Anchor Storage w/Bow Roller - pg. 32									S				
Bow Scuff Plate - pg. 6	S	S	S	S	S	S	S	S	S	S	S	S	S
Cabin Portholes - pg. 34									S	S	S		
Concealed Boarding Ladder - pg. 39, 34									S	S	S		
Deck Hatch W/Screen - pg. 25					S		S		S(2)				
Docking Lights - pg. 21		○	○	○	○	○	○	○	○	○	○		
Electric Swim Platform - pg. 31								S					
Fender Storage - pg. 21, 23, 33			S	S				S	S	S	S		
Fwd Lifting Ring	○	○	○	○	○	○	○	○	○	○	○	○	○
Graphics, Classic - pg. 46		○	○	○	○	○	○	S	○	○	○		
Graphics, Sport - pg. 46	S	S	S	S	S	S	S	S	S	S	S	S	S
Midship Cleat	S	S	S	S	S	S	S	S	S	S	S		
Teak Swim Platform - pg. 41												S	S
Transom Shower - pg. 33, 39		○	○	○	○	○	○	○	S	○	○	○	○
Walk-Thru Transom w/Door - pg. 39, 37									S	S	S		
Windlass w/Anchor & Line/Chain - pg. 33									○	S	S		

\*Includes Front, Sides, Stern Curtains

†Included with Bimini Canvas Enclosure

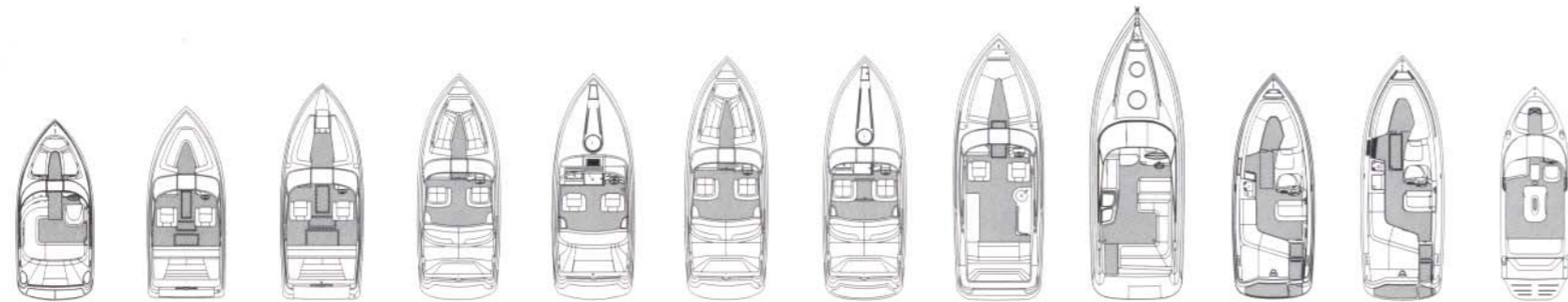
‡Includes Bimini Canvas Enclosure, Forward Top, Sides, & Forward Curtain

INTERIOR	190	200	220	232	233	252	253	272	293	23LS	25LS	202	203
Air Conditioning, Reverse Cycle		○	○	○		○		○	○	S	S		
Bow Cushion Insert - pg. 27		○	○	○		○		○		S	S		
Bow Head Phones								S					
Cabin Door, Sliding - pg. 25					S		S						
Cabin Door, Sliding w/ Screen									S				
Cabin Table, Adjustable - pg. 35									S				
Cockpit Heater												○	○
Cockpit Table - pg. 23, 33, 37		○	○	○	○	○	○	○	S	S	S		
Cockpit Refreshment Console - pg. 31, 35, 37, 39									S	S	S	S	S
Cockpit Ice Chest - pg. 17, 19, 23	S	S	S	S	S	S	S	S	S	S	S	S	S
Double Wide Helm Seat - pg. 33, 37, 39									S	S	S		
Electric Motor Hatch - pg. 6, 33				S	S	S	S	S	S	S	S		
Fiberglass Liner - pg. 4, 19, 41	S	S	S	S	S	S	S	S	S	S	S	S	S
Galley Unit - pg. 29, 35					○		○		○	○	○		
Gray Water System					○		○		○	○	○		
Hanging Locker - pg. 31								S	S				
Head Compartment - pg. 27, 31, 37, 39					S	S	S	S	S	S	S		
Head Compartment w/Sink & Shower - pg. 35										S	S		
Porta-Potti - pg. 29										○	○		
Pump-Out Porta-Potti					○	○	○	○		○	○		
Porcelain Head - pg. 35									S				
Porcelain Head, Electric									○				
Macerator								○	○	○	○		
L-Lounge Interior - pg. 17, 33	S								S				
Microwave Oven - pg. 35									S				
Refrigerator, 12VDC - pg. 35									S		○		
Removable Bow Carpet	S	S	S	S				S	S	S	S	S	S
Removable Cockpit Carpet - pg. 19	S	S	S	S				S	S	S	S	S	S
Self-Bailing Fiberglass Cockpit Liner									S	S	S		
Spotter's Seat												○	
Single Burner Electric Stove - pg. 35									S				
Trash Receptacle - pg. 27									S	S	S		
V-Berth Filler Cushion - pg. 34								○					
Walk Thru Door(s) - pg. 8	S	S	S	S				S				S	
Waste Water Indicator Gauge									○				
Water Heater, Electric									S				
STRUCTURE/SAFETY/PERFORMANCE	190	200	220	232	233	252	253	272	293	23LS	25LS	202	203
5 Year Powertrain Warranty - pg. 12	S	S	S	S	S	S	S	S	S	S	S	S	S
10 Year Hull & Deck Warranty - pg. 12	S	S	S	S	S	S	S	S	S	S	S	S	S
Air Compressor, 12VDC - pg. 33, 39									S	○	○	○	○
Battery Charger									S				
Captains Call Exhaust		○	○	○	○	○	○	○	○	○	○		
Carbon Monoxide Monitor									○				
Composite Transom Assembly - pg. 4	S	S	S	S	S	S	S	S	S	S	S	S	S
Dual Battery Switch		○	○	○	○	○	○	○	○	○	○	○	○
Kevlar Reinforced Hull - pg. 4	S	S	S	S	S	S	S	S	S	S	S	S	S
Fiberglass Stringer System		S	S	S	S	S	S	S	S	S	S	S	S
Generator, 4kW w/Sound Shield									○				
Halon System	○	○	○	○	○	○	○	○	○	○	○	○	○
Ignition Safety Switch	S	S	S	S	S	S	S	S	S	S	S	S	S
Stainless Windshield Braces - pg. 17	S	S	S	S	S	S	S	S	S	S	S	S	S
Shore Power Cord Set - pg. 33									S				
Trim Tabs					○	○	○	○	○		○		
Tool Kit	○	○	○	○	○	○	○	○	○	○	○	○	○
Thru Hull Exhaust**		○	○	○	○	○	○	○	○	○	○	○	○

\*\*Thru hull exhaust is standard on MerCruiser 454 MPI and 502 MPI power selections.

Cobalt reserves the right to make changes on any features and options. Features and options are subject to change without notice.

# the Specifications and power selections



Specification	190	200	220	232	233	252	253	272	293	23LS	25LS	202/203
Centerline	18' 6" 5.64 m	19' 6" 5.94 m	21' 6" 6.68 m	23' 2" 7.06 m	23' 2" 7.06 m	25' 7.62 m	25' 7.62 m	27' 3" 8.30 m	28' 10" 8.8 m	23' 2" 7.06 m	25' 7.62 m	20' 2" 6.15 m
Beam	8' 1" 2.46 m	8' 2" 2.49 m	8' 5" 2.57 m	8' 6" 2.59 m	8' 6" 2.59 m	8' 6" 2.59 m	8' 6" 2.59 m	8' 6" 2.59 m	9' 6" 2.89 m	8' 6" 2.59 m	8' 6" 2.59 m	7' 5" 2.26 m
Dry Weight, single eng.	2825 lbs. 1281 kg	3080 lbs. 1397 kg	3410 lbs. 1546 kg	3880 lbs. 1760 kg	3880 lbs. 1760 kg	4350 lbs. 1973 kg	4350 lbs. 1973 kg	4930 lbs. 2236 kg	6950 lbs. 3051 kg	3880 lbs. 1760 kg	4350 lbs. 1973 kg	2800 lbs. 1268 kg
Dry Weight, twin eng.	na	na	na	na	na	na	na	na	7950 lbs. 3606 kg	na	na	na
Deadrise	20°	20°	20°	20°	20°	20°	20°	20°	20°	20°	20°	na
Draft single eng., drive up	20" 50 cm	20" 50 cm	17" 43 cm	17" 43 cm	17" 43 cm	20" 50 cm	20" 50 cm	23" 58 cm	19" 0.48 m	17" 43 cm	20" 50 cm	18" 46 cm
Draft twin eng., drive up	na	na	na	na	na	na	na	na	21" (0.53 m)	na	na	na
Freeboard Forward	35" 88 cm	35" 88 cm	34" 86 cm	34" 86 cm	34" 86 cm	41" 104 cm	41" 104 cm	39" 99 cm	na	34" 86 cm	41" 104 cm	25" 63 cm
Freeboard Aft	26" 66 cm	26" 66 cm	25" 63 cm	21" 53 cm	21" 53 cm	26" 66 cm	26" 66 cm	34" 86 cm	53" 103 cm	21" 53 cm	26" 66 cm	22" 56 cm
Transom Height	38" 96 cm	38" 96 cm	42" 106 cm	43" 109 cm	43" 109 cm	48" 121 cm	48" 121 cm	52" 132 cm	23" 60 cm	43" 109 cm	48" 121 cm	24" 61 cm
Bridge Clearance	54" 137 cm	54" 137 cm	54" 137 cm	54" 137 cm	54" 137 cm	57" 144 cm	57" 144 cm	60" 152 cm	75" 190 cm	54" 137 cm	57" 144 cm	44" 111 cm
Fuel Capacity	40 gal. 151 L	40 gal. 151 L	50 gal. 189 L	55 gal. 208 L	55 gal. 208 L	73 gal. 276 L	73 gal. 276 L	97 gal. 367 L	111 gal. 420 L	55 gal. 208 L	73 gal. 276 L	34 gal. 129 L
Freshwater Cap.	na	*10 gal. *37 L	*10 gal. *37 L	*10 gal. *37 L	*10 gal. *37 L	*10 gal. *37 L	*10 gal. *37 L	10 gal. 37 L	31 gal. 117 L	10 gal. 37 L	10 gal. 37 L	*10 gal. *37 L
Capacity in persons	8	10	11	11	11	12	12	YC	YC	11	12	9
Capacity, people & gear	1380 lbs. 626 kg	1700 lbs. 771 kg	1700 lbs. 771 kg	1700 lbs. 771 kg	1700 lbs. 771 kg	1700 lbs. 771 kg	1700 lbs. 771 kg	YC	YC	1700 lbs. 771 kg	1700 lbs. 771 kg	1580 lbs. 717 kg

Cobalt reserves the right to make changes on any specifications and power selections. Specifications and power selections are subject to change without notice.

\* with optional equipment  
YC - Yacht Certified

MerCruiser Power	190	200	220	232	233	252	253	272	293	23LS	25LS	202/203
3.0L Alpha		●							††			
4.3L Alpha		●							††			
4.3L Bravo 3		●							††			
4.3LH Alpha		●							††			
4.3 LH Bravo 3		●							††			
4.3L EFI Alpha		●							††			
4.3L EFI Bravo 3		●							††			
5.0L Alpha		●							††			
5.0L Bravo 1		●							††			
5.0L Bravo 3		●							††			
5.0L EFI Alpha		●							††			
5.0L EFI Bravo 1		●							††			
5.0L EFI Bravo 3		●							††			
5.7L Alpha		●							††			
5.7L Bravo 1		●							††			
5.7L Bravo 3		●							††			
5.7L EFI Alpha		●							††			
5.7L EFI Bravo 1		●							††			
5.7L EFI Bravo 3		●							††			
350 Mag MPI Alpha									††			
350 Mag MPI Bravo 1									††			
350 Mag MPI Bravo 3									††			
7.4L MPI Bravo 1									††			
7.4L MPI Bravo 3									††			
454 Mag MPI Bravo 1									††			
454 Mag MPI Bravo 3									††			
502 Mag MPI Bravo 1									††			
502 Mag MPI Bravo 3									††			

Volvo Penta Power	190	200	220	232	233	252	253	272	293	23LS	25LS	202/203
4.3GL SX		●										
4.3GL DP		●										
4.3GS SX		●							††			
4.3GS DP		●							††			
4.3Gi SX		●							††			
4.3Gi DP		●							††			
5.0GL SX		●							††			
5.0GL DP		●							††			
5.0Gi SX		●							††			
5.0Gi DP		●							††			
5.7GS SX		●							††			
5.7GS DP		●							††			
5.7GSi SX		●							††			
5.7GSi DP		●							††			
7.4Gi SX									††			
7.4Gi DP									††			

PCM Inboard Power ‡	190	200	220	232	233	252	253	272	293	23LS	25LS	202/203
PCM 5.8L												●
PCM 5.7L Gen+												●
PCM 5.7L GT40												●

†† - Twin Engines  
‡ Inboard engine w/ 1.23 reduction gear Transmission and four blade Propeller.

the **Exterior** color selections

**SPORT GRAPHICS**

**CLASSIC GRAPHICS**

**CANDIED RED**



**POLO GREEN**



**NAVY**



**BORDEAUX**



**IRIS**




**EBONY**



the **Interior** color selections



**STONE**



**CINDER GREY**


the **Canvas** option selections



**CONVERTIBLE TOP**



**BIMINI TOP**



**TONNEAU COVERS**



**MOORING COVER**



**CAMPER TOP**



**STERN CURTAIN**



**LS BIMINI ENCLOSURE**




**293 BIMINI ENCLOSURE**

Colors may vary slightly due to limitation of the printing process and the light under which they are viewed.

# Cobalt Sports lifestyle accessories

To Order Call: 1-800-468-5764



This sweatshirt is elegantly done with full chest embroidery that is unique and catches the eye. Everyone loves it and you will too! Available in Berry (#B7014-BER) and Putty (#B7014-PUT). Sizes S-XXL \$56.00.



These great caps made of fine twill, feature an embroidered logo and a braided captain's band. Adjustable size. Polo green (#1105-FR), Navy (#1105-NV), White (#1105-WH) and Red (#1105-RD). \$13.00 ea.



A sharp graphic featuring our "Compromise Nothing" logo is a perfect fit for this 100% cotton t-shirt. The cotton fabric is substantial yet comfortable. White (#S31000C) and Yellow (#S31062C). Sizes S-XXL \$21.00.

100% cotton t-shirt is at its best in this very wearable style. Features a new screen printed logo. Red (#S31001F), Navy (#S30810F) and White (#S31000F). Sizes S-XXL \$21.00.



Our 100% cotton polos have a fresh new look this year. These roomy shirts are embroidered with our wreath logo and are available in Forest Green (#197-FR), Dark Ash (#197-DA), White (#197-WHT) and Navy (#197-NV). Sizes S-XXL \$33.00.



New this year. Protect your boat upholstery with our carpet mats. Size 17" X 24". Heavy carpet with a rubber backing. Available in Navy with Gold embroidery (#MAT-NAV), Taupe with Taupe embroidery (#MAT-TAU), and Grey with Grey embroidery (#MAT-GRY). \$45.00.



This year we are offering a full line of Kids clothes. Just a few are shown here. The denim cotton overall with Cobalt embroidery is available in sizes 12 month to 4T. (#65114) \$32.00. Also available in a denim coverall with long sleeves sizes 12 month to 24 months (#65314) \$35.00.



This soft cotton t-shirt features a flag embroidered logo. Shown in Putty (#VV6030-PUT) and also available in a Berry (#VV6030-BER). Youth sizes S-L \$17.00. Same logo also available on a Navy sweatshirt (#VV6020-NV). Youth sizes S-L \$32.00.

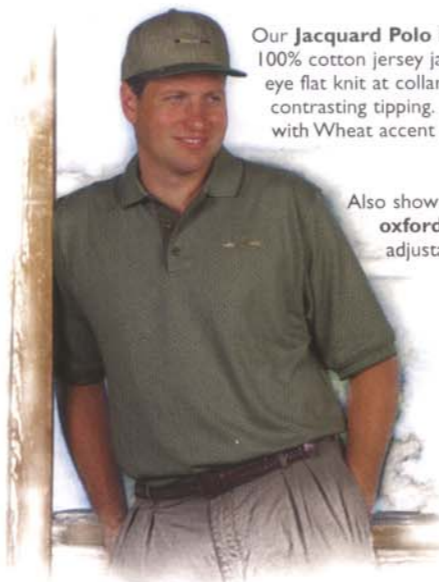


100% cotton t-shirt with matching boxer shorts. Featuring a full chest screen print of our wreath logo. The t-shirt is shown in Storm Blue (#201-STRM), also available in Sage Green (#201-SGE) and White (#111-WHT). Sizes S-XXL \$21.00.

Matching boxer shorts offer elastic waist in a color coordinated plaid. Available in Storm Blue (#157-STRM) and Sage Green (#157-SGE). Sizes S-XXL \$19.50.



The mini-stripe Pique Polo is of 100% cotton pique in attractive yarn dyed horizontal stripes with rib knit at collar and cuffs. Available in Navy/White (#S24480) sizes S-XXL \$41.00



Our Jacquard Polo is fashioned out of 100% cotton jersey jacquard with bird's eye flat knit at collar and cuff featuring contrasting tipping. Available in Clove with Wheat accent (#S23580) in sizes S-XXL \$49.50.


Also shown is the two-tone oxford canvas cap with adjustable strap in Clove (#S81280) \$15.00

Acrylic double walled glasses keep drinks colder longer and they will not sweat. A lifetime guarantee! Available in two 14oz. Styles, mug (#TRV-MUG) or tumbler (#TRV-TMB). \$39.50 for a set of four



Ribbed Cotton Fleece Crew in 80% cotton /20% polyester with a yarn dyed stripe at neck, cuff and waist. Full chest embroidery with our popular "Compromise Nothing" logo. Available in Sesame with Clove accent (#S10416), or Hunter with Navy accent (#S10421). Sizes S-XXL \$53.00.

Shown with the Crew is our new 100% cotton twill, soft washed short. Features our "C Wreath" logo embroidered on the left leg. Available in Navy (#15020-NVY) or Stone (#15020-STN). Sizes 28" - 40" waist. \$42.00.



A casual look in this unstructured relaxed fit baseball cap. Enhanced by embroidered Cobalt logo with adjustable closure. In Denim (#22NB-57-NV) or Khaki (#22NB-57-KH). \$13.00



Luster Oversized Beach Towel. Heavy weight 100% cotton sheared velour terry. White with a red and blue embroidered crest logo (#TOWEL). 36" x 72". \$38.00

The Clipper jacket of water-resistant poly/cotton poplin fabric has a stand-up two-tone collar and front pockets with horn buttons. An old favorite now available in new color shown Everglade with Black accent (#S55881), also available in Navy with Clove accent (#S55880), Sand with Black (#S55816), and White with Navy (#S55800). Sizes S-XXL \$79.50



Show your Cobalt pride with our aluminum license plate. Featuring our wreath logo in raised gold and navy lettering on a white background. (#LIC-TAG). \$12.00

The Contrast Tipped Pique Polo is made of 100% cotton pique with contrasting colors at the tip of rib knit collar and cuffs. Available in White with Navy/Soliel Accent (#S20162) or White with Navy/Tidal Blue Accent (#S20176) sizes S-XXL \$40.00.

