







# Voices of the Experience

Who knows where it begins, the sound of agreement?

Who can say exactly when it forms, the certainty that here, right here, this is what I want?

In the collection for 2009, the abstractions of the Cobalt Experience come together in the shared decisions of thousands of people – Cobalt owners, Cobalt dealers, Cobalt builders. And, importantly, Cobalt owners to be.

Consider possibilities. Stay open to what might be. And remember:

Sometimes, you really can see tomorrow with yesterday's eyes.



## Four Ways of Looking at a Boat

A flawless gelcoat reflects happy faces accurately enough, the folks standing there in varied smiles of admiration.

And what, exactly, do they see? In the slightest shift of point-of-view, The Cobalt Experience adjusts to the demands of the moment, the rewards of right here, right now. It does not happen by accident, this immediate wish-fulfillment, this seamless meeting of multiple individual needs by just one boat.

Not one bit by accident, these runabouts and cruisers, whose purposeful design and meticulous construction underscore the exact nature of the relationship among builders, dealers, owners, and those thoughtful people about to know the Cobalt Experience for the first time. As each insists on excellence above all, the Experience takes shape.

Let's look.

# Four Ways of Looking at a Boat

## The Associates

The Experience finds first expression in the purposeful, self-guided work of the people who build Cobalts, people who know these boats at their elemental heart: in the skeins of a wiring harness, in the seams of an individually sewn seat cushion, in the gleaming of a windshield set for the very long haul. The Cobalt associates who came to work this morning discovered again in the most personal and immediate terms the meaning of this company's time-honored insistence that we "compromise nothing."

They pour over a set of vendor specifications a third time. They run their fingers more lightly still over a fiberglass lay-up already checked and checked again. They ask once more, "If this boat were mine, would I be satisfied?"

For years Cobalt has been creating new models without detailed drawings. Every new Cobalt model begins with hand tools, the most basic building materials, and a brand-spanking set of bright ideas. Predetermined specifications only in generalities, amid ongoing, reverse-gear research into the real thing. In the practical, inevitable steps of actually building a prototype, a new Cobalt's uniqueness emerges.

It's worth noting that, amid Cobalt innovations model-year to model-year, the standards of Cobalt design have become, well, standard. As an entire industry begins to imitate them, the physical parameters of the Cobalt Experience assert themselves. None more so than the Cobalt ride, and the principal determinant of that existential strength, the extended running surface. This elongated surface forces more of the hull into continuous contact with the water at cruising speeds. The result: quicker planing, firmer and truer turns, minimized bow rise, more lift astern, and when combined with the deep V-shape of the Cobalt hull and its reversed chines, a ride so nearly ideal that an-

nual tweaks have become beside the point.


Other absolutes of Cobalt design define the Experience in ways both subtle and otherwise. It was Cobalt who introduced the by-now-assumed convenience and accessibility of the walk-thru transom in smaller vessels. Cobalt who first devised the flip-lip seat, first imagined the flexible comfort of a multi-tasking chair. Cobalt who first saw the wisdom of adding muscle and bone to the most vulnerable areas in a boat's design – at the bow, for instance, where the now-legendary Cobalt scuff plate stands guard, or deep down in the fiberglass behind every bolt, every screw of hardware attachment, or at the windshield where stainless steel everywhere stands up to the peculiar stresses there.

Handiwork must never be hurried.

Preoccupied with one's job done as no one else can do it, Cobaltcrafts people simply refuse to rush what they do best. The construction of the hull, for example, where eight distinct layers accumulate along the hull bottom, and a full sixteen at the keel, reinforced with Kevlar®, and sidewalls toughened with Spraycore®, as the hull hardens into the structural basis of the Experience. Extra time-in-mold guarantees the hull's integrity, its strong and flexible year-to-year dependability, and so every Cobalt hull cures longer, far longer, than any industry average might suggest. And because a hull's finish is no better than the mold which created it, Cobalt molds admit no visible imperfections, a hard hand-waxing following every second use, a complete rework following every tenth use. A small Cobalt secret here: no power buffers permitted; they leave behind unsightly marks. Rather, hand-rubbing, repeated and extended hand-rubbing, the ten-thousandth swipe of a polishing rag leads off toward smooth, impossibly smooth perfection.



*Extended Running Surface*



*Deep-V Hull and Reverse Chines*



*Flip-Lip Seat Bolster*



*Bow Scuff Plate*



# Four Ways of Looking at a Boat

## The Owners

The decision to own a Cobalt is seldom made quickly, much less lightly. Across four decades of boat building we've discovered that our most prolific, most effective advertising comes across the years from current Cobalt owners. Their initial purchase processes long past, these Cobalt owners speak matter-of-factly about the enduring performance, the ongoing enjoyment of their boats, about months and years of happy use on birthdays and anniversaries, on anonymous Friday evenings with not one thing better to do. And always these owners, they speak about time.

Longevity remains the principal determinant of a boat's ultimate value. In its ability to create fun season to season, to make in a splendid weekend's windswept laughter a memory for a lifetime, a Cobalt will prove its worth ten thousand times over. We build these boats that way.

Here are fit and finish that will still command admiring attention after twenty years of carefree cruising, after uncounted afternoons in far-off, favorite coves. The gelcoat remains picture-perfect, the showroom grandeur of its flawless surfaces flawless still. The seats supportive and supple, their deep-down comfort encased in design and construction that have refused to compromise from the get-go. The handling still tight and responsive, the engine as gung-ho as on the day of delivery.

Cobalts age well because of the abiding strengths built in at their birth, such strengths as can arise only from steel, stainless steel, the raw material of constructive choice stem to stern in every Cobalt. Because stainless does not fade, does not weaken, it informs every rubrail, every

handrail, every boarding ladder and motor box hinge, every functional adornment of the swim platform, every vent and scuff plate, every support for a bimini top, every windshield brace, each cast fitting that passes through the hull. Steel-strong but less-than-aluminum-light, Cobalt's use of composites play their role too, especially at the transom, where unbending composite muscle (more than two inches thick!) absorbs all the loads and pressures, the forces in play there. Meanwhile, Cobalts have been structurally wood-free for years, with polypropylene honeycomb in the floors, all-fiberglass construction in stringers bonded with methacrylate compound.

Once the boat has been trailered home, the random surprises of the first springtime runs recorded on a teenaged daughter's first real camera, a Cobalt owner necessarily forgets about the details of the boats' construction, about the aesthetic niceties that perhaps swayed some purchase decision toward a watercraft built in Neodesha, Kansas. The implicit elegance of the leathered steering wheel becomes a simple example of easy habit. An immaculately carved turn whips a wakeboarder off toward Neptune as a matter of oft-repeated fact. And as no vibration, no noise whatsoever escapes that all-composite transom, no one seems to, no one needs to notice.

But in their heart of hearts, in the still, small places where the truly important stuff resides . . . after all these years . . . Cobalt owners smile.

And they remember.



*Stainless Steel Swim Platform Rail*



*Solid Stainless Steel Through Hull Fittings*



*Multi-Layer Composite Floor Construction*



*Composite Cell Transom Core*

COBALT







*Two-Tone Upholstery*



*Self Stowing Cockpit Tables*



*Wood Dash Trim*



*Adjustable Fore/Aft Lounge Seating*

## Four Ways of Looking at a Boat The Dealers

Retail dealers are the eyes and ears, and occasionally the imagination, of a manufacturing plant. In the exchanges of the sales cycle, boat dealers learn and relearn the needs and wishes of the boating public and, in doing so, dealers both determine and report the Cobalt Experience.

Cobalt owners come to know their boats at points of sensory contact: in the welcome touch of an armrest, in the warmth of a decorative wood, in the crisp legibility of a helm's gauge, in the immediacy of a switch flipped. A dealer's sales presentation can only ask the customer to look out ahead a ways, to anticipate the peaceful, easy feelings of an ideal afternoon on big water. But in walking a family through their new Cobalt, in asking them to, please, sit here in a lounge seat adjustable fore or aft, the dealer demonstrates how the experience of ten thousand other families has come now to shape their own.

The Cobalt interior has become a recognizable classic because of evolutionary good taste, revolutionary good sense all around -- from the casual elegance of everywhere two-toned upholstery to the multifunctional positioning of the flip-lip seats, from the modulated blast of the Sony stereo speakers to the burlled woods of the dash. There's substance here, palpable in the places where strength matters, as in the roto-cast bases of the seats, for example, impervious in their rejection of water. As in the dining tables, their functionality ready and waiting for an impromptu lunch, their further functionality stowing it away easily and immediately. There's style here too, subtle and suggestive, as in the inhaled cedar of a hanging locker's lining. As the thoughtful Cobalt dealer points to such details, a next

generation of Cobalt owners comes to understand how marine engineering begins in a straight seam, how artistry meets ergonomics in the total enjoyment of a boat.

Because Cobalt dealers know Cobalt boats as well as do Cobalt's own associates, these proven marine retailers can take prospective Cobalt owners below the fiberglass, down into the subsurface details of design that ensure a boat's longevity and reliability. These dealers, for example, they can explain the structural importance, the long-term impact of Cobalt's integrated swim platforms. They can explain to everyone's edification why this new manufacturing methodology, at once bold and subtle, is representative of Cobalt thinking in general, out where the evolutionary becomes revolutionary. Beneath the historic walk-thru ease of the transom lies, Cobalt dealers will tell you, a better way of doing things.

In the dual role of student and teacher; a Cobalt dealer redoubles the integrity of the boat builders in Neodesha. In the full and accurate description of a Cobalt's possibilities, the dealer supports a decision made consciously by every Cobalt customer: "I want to own the very best." And then in the service that must follow the decision, the dealer discovers again how the best gets better; how next model year together; boat builder and boat dealer; might ratchet up a little closer to perfection.

## Four Ways of Looking at a Boat The Owners To Be

It has been said that would-be Cobalt owners “aspire” to their new boats. They project, and they plan. They imagine that first long weekend on the water. But amid all that aspiration, they’re entitled to some wonder at well. “I wonder if Cobalts can really be as dependable as advertised?” “I wonder if Cobalts honestly do hold their value?”

At Cobalt, we believe that “warranty” is a lawyerly substitute for “promise.” We understand fully the implications of the latter word. And frankly, we prefer its description of what it means to tell the truth. We like its assurance of a knowledgeable, concerned Cobalt associate waiting at the other end of a telephone line to deal honestly, compassionately, and very, very personally with the problem of the moment.

We’ve rewritten our Cobalt warranty this model year. We’ve extended its implications and tightened its obligations while preserving, we trust, its fundamental and unchanging and everywhere integrity.


Neodesha, Kansas is a small town, smaller still in its righteous insistence that the right hand know exactly what the left hand might be up to. Neodesha, is no place to dissemble. Or hedge. Don’t evade or stall, please. And no quibbling, because we have precious few bushes to beat around here. The revised Cobalt warranty, covering every boat that rolls out of these city limits, was written in downtown Neodesha, Kansas.

You will not need an attorney to know exactly what a Cobalt warranty means. Mostly, it means “longer.”

What once were components covered for one or two years have now been made components covered for a full three years.

Boaters thinking about the purchase of a new Cobalt should remember that for the seventh consecutive year of, for every year of, the J.D. Power and Associates’ Boat Competitive Information Study, Cobalt Boats has earned the firm’s prestigious “Highest in Customer Satisfaction” designation for large runabouts (20-29 feet).

A business as competitive, as progressive as the marine industry understood a long time ago that warranties, and warranties alone, make the purchase of a boat both immediately and ultimately reassuring; to the degree that the purchase decision is protected by legal language of heft and consequence, new owners may move on to appreciate such other points of boaterly interest as leather steering wheels, stainless-steel backing plates, and walk-thru transoms set next to integrated swim platforms. Point of fact: the Cobalt warranty has become an entire industry’s model. “Here’s what you should be doing with your warranty if you truly want to improve your customers’ satisfaction with your product,” it seems to say, this new Cobalt warranty, a set of guarantees that reads just like the promise of an old, an old and trusted friend.



“Highest in Customer Satisfaction with Large Runabouts (20-29 Feet), Seven Times in a Row.”

*Cobalt Boats received the highest numerical score for large runabouts (20-29 feet) in the proprietary J.D. Power and Associates 2001-2003 and 2005-2008 Boat Competitive Information Studies<sup>SM</sup> 2008 Study based on 9,718 total responses, and measures 10 large runabout brands and owner opinions of 2006 and 2007 model year boats registered June 2006-May 2007. Includes fiberglass family runabouts 20-29 feet with open or closed bows, mostly sterndrive, some out-board. Proprietary study results are based on experiences and perceptions of owners surveyed September-October 2007. Your experiences may vary. [jdpower.com](http://jdpower.com)*



Cobalt has been named an award recipient of the Marine Industry CSI Award for Excellence in Customer Satisfaction for the sixth year in a row.

## Transferable Warranty Ten Year Protection

Hull & Deck Structure: Floors, stringers, bulkheads, motor mounts, transom, all deck and hull joints

### Five Year Protection

Engine: Internally lubricated parts

Stern Drive: Internally lubricated parts in upper and lower housings, stern drive control system: power steering pump, power steering cooler, TVM module, TVM cylinder, joystick

Intermediate Housing: Shaft, U-joints, bearings

Steering: Helm, rack, cable, pump, seals and gaskets

Power Trim: Pump, cylinders, solenoids, switches, seals and gaskets

Electrical: Alternator; voltage regulator; electronic ignition module, ignition coil, starter motor; wiper motor; engine wiring harness, courtesy lights, docking lights, battery switch, battery isolator; bow light, horn, anchor light, spotlight, blower motor; electric hatch motor and switch

Fuel Delivery: Fuel injection control units and injectors, fuel injection pump, fuel injector rails, fuel delivery pump, flame arrestor

Controls: Control box, neutral safety switch, cables

Instrumentation: Tachometer; oil pressure, volt gauge, hour meter; speedometer; engine temperature, trim gauge, fuel gauge, air/water temperature

Accessories: Air conditioner; cockpit heater; engine battery charger; compass, depth finder; transducer and wiring harness, generator; refrigerator; galley sink and faucet, shore power; stainless steel deck railings, stainless steel rubrail, stainless steel hardware, stereo/CD player, amplifier(1), dash stereo remote, trim tabs, waste system, water system, stove, microwave, windlass

Electronics: Radar, GPS, VHF radio

Non-Defect Failures: Overheating, pre-ignition, detonation, scored pistons, scored cylinders, tuliped valves, carbonized rings, heat collapsed rings, burnt valves, bent valves, warped heads, heat cracked heads and block (excludes freezing), thermostat failures, sensor failures

Additional Benefits: Choice of towing, dock side assistance, hoist and lift out or pick up and delivery. Taxes, shop supplies, lubricants, coolants, filters, spark plugs, hoses, clamps, belts, engine tuning, and lake/sea trial when necessary for a covered repair.

### Three Year Protection

Gelcoat Finish: Protection from stress cracks, air voids or blisters

Upholstery/Canvas: Protection from defective materials or workmanship

Components: Manufactured by Cobalt

*See written warranties for specific coverages.*

*“The price was more than we were initially looking to spend, but there was a quality to the Cobalt that we could really see in the details and feel in the customer service. Then we test drove the Cobalt and our minds were set forever.”*

Cobalt Boat Owner

COBALT *210*





COBALT



## STANDARD EQUIPMENT

### Dash and Instrumentation

Accessory Power Plug - 12 Volt  
Depth & Water/Air Temp Gauge Pkg.  
Hour Meter  
Leather Steering Wheel

### Stereo

AM-FM CD w/6 Speakers and Amplifier  
Stereo Remote, Dash  
iPod/MP3 Port

### Exterior

Anchor Locker  
Bow Scuff Plate, Stainless Steel  
Midship Cleats  
Swim Platform, Extended w/Ladder

### Interior

Bow Walk-Thru Doors  
Removable Bow and Cockpit Carpet

### Structure / Safety / Performance

10/5/3 Year Warranty Protection  
Battery Switch - Single  
Composite Floor  
Composite Transom  
Fiberglass Cockpit Liner  
Fiberglass Stringer System  
Fire Extinguisher, Manual  
Ignition Safety Switch  
Kevlar™ Reinforced Hull  
Stainless Steel Windshield Braces  
Through Prop Exhaust

## OPTIONAL EQUIPMENT

### Canvas

Bimini Top  
Bow Tonneau Cover  
Cockpit Tonneau Cover  
Mooring Cover

### Dash and Instrumentation

GPS/Plotter (removable)  
Leather/SS Steering Wheel  
Leather/SS Steering Wheel w/Wood Dash  
Wood Dash/Trim Package

### Stereo

Premium Sound System (req. dual batt.)  
Satellite Radio System  
Stereo Remote, Transom  
Tower Speakers (req. Prem. Sound)  
Tower Speaker Wiring Only

### Exterior

Docking Lights-Stainless Steel  
Fender Clips w/line (4)  
Flagpole w/USA & Cobalt Flag  
Stainless Steel Tower w/Bimini Top  
Stainless Steel Tower w/Sunshade  
Three Color Custom Graphics  
Transom Shower  
Transom Tilt Switch  
Wakeboard Racks w/Swivel (2) requires tower

### Interior

Aft Walk-Thru Carpet  
Aft Walk-Thru Filler Cushions  
Air Compressor w/Holder  
Bow Cushion Insert  
Dinette Table  
Seat Covers, Terry Cloth  
Stainless Steel Foot Tread (helm only)  
Water Weave Carpet (Sand & Terra only)

### Structure / Safety / Performance

Anti-Corrosion (V 4.3-5.7 GI & M Alpha)  
Battery Switch - Dual  
Captain's Call Exhaust  
Captain's Call Plus (w/Mufflers)  
CE Requirements w/Auto Fire Extinguisher  
Closed Cooling System (Volvo only)  
Cruise Control  
DTS  
Fire Extinguisher, Automatic System  
Seacore  
Stainless Steel Prop Exchange  
Tool Kit

## SPECIFICATIONS

Length Overall w/o Swim Platform	20' 4"	(6.20 m)
Length Overall w/ Swim Platform	22' 5"	(6.83 m)
Beam	8' 6"	(2.59 m)
Interior Cockpit Width	89"	(2.26 m)
Deadrise at Transom	20°	(20°)
Fuel Capacity	40 gal.	(151 L)
Freshwater Capacity	10 gal.	(38 L)
Bridge Clearance w/o Bimini	4' 0"	(1.22 m)
Bridge Clearance w/Tower	7' 7"	(2.31 m)
Draft Drive Up	24"	(.61 m)
Draft Drive Down	36"	(.92 m)
Dry Weight	3850 lbs.	(1746 kg)
Boat Certified Capacity	12 persons	
Boat Certified Capacity w/gear	1650 lbs.	(748 kg)

## MERCURISER POWER

4.3 L MPI Alpha	220 php	(164 PkW)
4.3 L MPI Bravo 3	220 php	(164 PkW)
5.0 L MPI Alpha	260 php	(194 PkW)
5.0 L MPI Bravo I	260 php	(194 PkW)
5.0 L MPI Bravo 3	260 php	(194 PkW)
350 Mag MPI Alpha	300 php	(224 PkW)
350 Mag MPI Bravo I	300 php	(224 PkW)
350 Mag MPI Bravo 3	300 php	(224 PkW)
377 Mag MPI Bravo I	320 php	(239 PkW)
377 Mag MPI Bravo 3	320 php	(239 PkW)

## VOLVO PENTA POWER

4.3 GXi DP	225 php	(168 PkW)
4.3 GXi SX	225 php	(168 PkW)
4.3 OSi XDP	225 php	(168 PkW)
5.0 GXi DP	270 php	(201 PkW)
5.0 GXi SX	270 php	(201 PkW)
5.0 OSi XDP	270 php	(201 PkW)
5.7 Gi DP	300 php	(224 PkW)
5.7 Gi SX	300 php	(224 PkW)
5.7 OSi XDP	300 php	(224 PkW)
5.7 GXi DP	320 php	(239 PkW)
5.7 GXi SX	320 php	(239 PkW)
5.7 OSi XDP	320 php	(239 PkW)



*"The 220 is the best bowrider this writer has ever tested. Hands-down. Bar none. The quality, the ride, details, fit and finish... All are top-notch."*

Boating World Magazine

## COBALT 220







## STANDARD EQUIPMENT

### Dash and Instrumentation

- Accessory Power Plug - 12 Volt
- Depth & Water/Air Temp Gauge Pkg.
- Hour Meter
- Leather Steering Wheel

### Stereo

- AM-FM CD w/6 Speakers and Amplifier
- Stereo Remote, Dash
- iPod/MP3 Port

### Exterior

- Anchor Locker
- Bow Scuff Plate, Stainless Steel
- Midship Cleats
- Swim Platform, Extended w/Ladder
- Telescoping Ski Pylon

### Interior

- Bow Walk-Thru Doors
- Removable Bow and Cockpit Carpet

### Structure / Safety / Performance

- 10/5/3 Year Warranty Protection
- Battery Switch - Single
- Composite Floor
- Composite Transom
- Fiberglass Cockpit Liner
- Fiberglass Stringer System
- Fire Extinguisher, Manual
- Ignition Safety Switch
- Kevlar™ Reinforced Hull
- Stainless Steel Windshield Braces
- Through Prop Exhaust



## OPTIONAL EQUIPMENT

### Canvas

- Bimini Top
- Bow Tonneau Cover
- Cockpit Tonneau Cover
- Mooring Cover

### Dash and Instrumentation

- Compass
- Leather/SS Steering Wheel
- Leather/SS Steering Wheel w/Wood Dash
- Wood Dash/Trim Package

### Stereo

- Premium Sound System (req. Dual Batt.)
- Satellite Radio System
- Stereo Remote, Transom
- Tower Speakers (req. Premium. Sound)
- Tower Speaker Wiring Only

### Exterior

- Docking Lights-Stainless Steel
- Fender Clips w/line (4)
- Flagpole w/USA & Cobalt Flag
- Motorbox Actuator
- Stainless Steel Tower w/Bimini Top
- Stainless Steel Tower w/Sunshade
- Swim Platform Transom Lighting
- Three Color Custom Graphics
- Transom Shower
- Transom Tilt Switch
- Wakeboard Racks w/Swivel (2) requires tower

### Interior

- Adjustable Seat Pedestals
- Aft Walk-Thru Carpet
- Aft Walk-Thru Filler Cushions
- Air Compressor w/Holder
- Bow Cushion Insert
- Dinette Table
- Seat Covers, Terry Cloth
- Stainless Steel Foot Tread (helm only)
- Waterweave Carpet (Sand & Terra only)

### Structure / Safety / Performance

- Anti-Corrosion (V 4.3-5.7 GI & M Alpha)
- Battery Switch - Dual
- Captain's Call Exhaust
- Captain's Call Plus (w/Mufflers)
- CE Requirements w/Auto Fire Extinguisher
- Closed Cooling System (Volvo only)
- Cruise Control (n/a Merc big block)
- DTS
- Fire Extinguisher, Automatic System
- Seacore
- Stainless Steel Prop Exchange
- Tool Kit

## SPECIFICATIONS

Length Overall w/o Swim Platform	22' 0"	(6.71 m)
Length Overall w/ Swim Platform	24' 0"	(7.32 m)
Beam	8' 6"	(2.59 m)
Interior Cockpit Width	90"	(2.29)
Deadrise at Transom	20°	(20°)
Fuel Capacity	50 gal.	(189 L)
Freshwater Capacity	10 gal.	(38 L)
Bridge Clearance w/o Bimini	4' 3"	(1.30 m)
Bridge Clearance w/Tower	8' 5"	(22.57 m)
Draft, Drive Up	24"	(.61 m)
Draft, Drive Down	36"	(.91 m)
Dry Weight	4040 lbs.	(1833 kg)
Boat Certified Capacity	12 persons	
Boat Certified Capacity w/Gear	1650 lbs.	(748 kg)

## MERCURISER POWER

5.0 L MPI Alpha	260 php	(194 PkW)
5.0 L MPI Bravo I	260 php	(194 PkW)
5.0 L MPI Bravo 3	260 php	(194 PkW)
350 Mag MPI Alpha	300 php	(224 PkW)
350 Mag MPI Bravo I	300 php	(224 PkW)
350 Mag MPI Bravo 3	300 php	(224 PkW)
377 Mag MPI Bravo I	320 php	(239 PkW)
377 Mag MPI Bravo 3	320 php	(239 PkW)
496 Mag MPI Bravo I	375 php	(280 PkW)
496 Mag MPI Bravo 3	375 php	(280 PkW)
496 Mag HO Bravo 1X	425 php	(317 PkW)
496 Mag HO Bravo 3X	425 php	(317 PkW)

## VOLVO PENTA POWER

5.0 GXi DP	270 php	(201 PkW)
5.0 GXi SX	270 php	(201 PkW)
5.0 OSi XDP	270 php	(201 PkW)
5.7 Gi DP	300 php	(224 PkW)
5.7 Gi SX	300 php	(224 PkW)
5.7 OSi XDP	300 php	(224 PkW)
5.7 GXi DP	320 php	(239 PkW)
5.7 GXi SX	320 php	(239 PkW)
5.7 OSXi XDP	320 php	(239 PkW)
8.1 Gi DP	375 php	(280 PkW)
8.1 OSi XDP	375 php	(280 PkW)
8.1 GXi DP	420 php	(313 PkW)

*In* a world dictated by technology and automation, it was a pleasure dealing with a company so 'people' oriented."

A Cobalt Owner

COBALT 222







## STANDARD EQUIPMENT

### Dash and Instrumentation

- Accessory Power Plug - 12 Volt
- Depth & Water/Air Temp Gauge Pkg.
- Hour Meter
- Leather Steering Wheel

### Stereo

- AM-FM CD w/6 Speakers and Amplifier
- Stereo Remote, Dash
- iPod/MP3 Port

### Exterior

- Anchor Locker
- Bow Scuff Plate, Stainless Steel
- Midship Cleats
- Swim Platform, Extended w/Ladder
- Telescoping Ski Pylon

### Interior

- Bow Walk-Thru Doors
- Removable Bow and Cockpit Carpet

### Structure / Safety / Performance

- 10/5/3 Year Warranty Protection
- Battery Switch - Single
- Composite Floor
- Composite Transom
- Fiberglass Cockpit Liner
- Fiberglass Stringer System
- Fire Extinguisher, Manual
- Ignition Safety Switch
- Kevlar™ Reinforced Hull
- Stainless Steel Windshield Braces
- Through Prop Exhaust



## OPTIONAL EQUIPMENT

### Canvas

- Bimini Top
- Bow Tonneau Cover
- Cockpit Tonneau Cover
- Mooring Cover

### Dash and Instrumentation

- GPS/Plotter (removable)
- Leather/SS Steering Wheel
- Leather/SS Steering Wheel w/Wood Dash
- Wood Dash/Trim Package

### Stereo

- Premium Sound System (req. Dual Batt.)
- Satellite Radio System
- Stereo Remote, Transom
- Tower Speakers (req. Premium Sound)
- Tower Speaker Wiring Only

### Exterior

- Deck Stripe
- Docking Lights-Stainless Steel
- Fender Clips w/line (4)
- Flagpole w/USA & Cobalt Flag
- Motorbox Actuator
- Stainless Steel Tower w/Bimini Top
- Stainless Steel Tower w/Sunshade
- Three Color Custom Graphics
- Transom Shower
- Transom Tilt Switch
- Wakeboard Racks w/Swivel (2) requires tower

### Interior

- Adjustable Seat Pedestals
- Aft Walk-Thru Carpet
- Aft Walk-Thru Filler Cushion
- Air Compressor w/Holder
- Bow Cushion Insert
- Dinette Table
- Seat Covers, Terry Cloth
- Stainless Steel Foot Tread (helm only)
- Water Weave Carpet (Sand & Terra only)

### Structure / Safety / Performance

- Anti-Corrosion (V 4.3-5.7 GI & M Alpha)
- Battery Switch - Dual
- Captain's Call Exhaust
- Captain's Call Plus (w/Mufflers)
- CE Requirements w/Auto Fire Extinguisher
- Closed Cooling System (Volvo only)
- Cruise Control
- DTS
- Fire Extinguisher, Automatic System
- Seacore
- Stainless Steel Prop Exchange
- Tool Kit
- Trim Tabs

## SPECIFICATIONS

Length Overall w/o Swim Platform	21' 0"	(6.40 m)
Length Overall w/ Swim Platform	23' 7"	(7.11 m)
Beam	8' 6"	(2.59 m)
Interior Cockpit Width	89"	(2.25 m)
Deadrise at Transom	21°	(21°)
Fuel Capacity	50 gal.	(189 L)
Freshwater Capacity	10 gal.	(38 L)
Bridge Clearance w/o Bimini	4' 9"	(1.45 m)
Bridge Clearance w/Tower	7' 6"	(2.29 m)
Draft, Drive Up	26"	(.66 m)
Draft, Drive Down	36"	(.91 m)
Dry Weight	4100 lbs.	(1860 kg)
Boat Certified Capacity	12 persons	
Boat Certified Capacity w/Gear	1800 lbs.	(816 kg)

## MERCURISER POWER

4.3 L MPI Alpha	220 php	(164 PkW)
4.3 L MPI Bravo 3	220 php	(164 PkW)
5.0 L MPI Alpha	260 php	(194 PkW)
5.0 L MPI Bravo I	260 php	(194 PkW)
5.0 L MPI Bravo 3	260 php	(194 PkW)
350 Mag MPI Alpha	300 php	(224 PkW)
350 Mag MPI Bravo I	300 php	(224 PkW)
350 Mag MPI Bravo 3	300 php	(224 PkW)
377 Mag MPI Bravo I	320 php	(239 PkW)
377 Mag MPI Bravo 3	320 php	(239 PkW)

## VOLVO PENTA POWER

4.3 GXi DP	225 php	(168 PkW)
4.3 GXi SX	225 php	(168 PkW)
4.3 OSi XDP	225 php	(168 PkW)
5.0 GXi DP	270 php	(201 PkW)
5.0 GXi SX	270 php	(201 PkW)
5.0 OSi XDP	270 php	(201 PkW)
5.7 Gi DP	300 php	(224 PkW)
5.7 Gi SX	300 php	(224 PkW)
5.7 OSi XDP	300 php	(224 PkW)
5.7 GXi DP	320 php	(239 PkW)
5.7 GXi SX	320 php	(239 PkW)
5.7 OSi XDP	320 php	(239 PkW)

“Cobalt has raised the trailer boat standards to a level matched by few and exceeded by none.”

Trailerboats Magazine

# COBALT 230







## STANDARD EQUIPMENT

### Dash and Instrumentation

Accessory Power Plug - 12 Volt  
Depth & Water/Air Temp Gauge Pkg.  
Hour Meter  
Leather Steering Wheel

### Stereo

AM-FM CD w/6 Speakers and Amplifier  
Stereo Remote, Dash  
iPod/MP3 Port

### Exterior

Anchor Locker  
Bow Scuff Plate, Stainless Steel  
Midship Cleats  
Swim Platform, Extended w/Ladder  
Telescoping Ski Pylon

### Interior

Bow Walk-Thru Doors  
Removable Bow and Cockpit Carpet

### Structure / Safety / Performance

10/5/3 Year Warranty Protection  
Battery Switch - Single  
Composite Floor  
Composite Transom  
Fiberglass Cockpit Liner  
Fiberglass Stringer System  
Fire Extinguisher, Manual  
Ignition Safety Switch  
Kevlar™ Reinforced Hull  
Stainless Steel Windshield Braces  
Through Prop Exhaust



## OPTIONAL EQUIPMENT

### Canvas

Bimini Top  
Bow Tonneau Cover  
Cockpit Tonneau Cover  
Mooring Cover

### Dash and Instrumentation

GPS/Plotter (removable)  
Leather/SS Steering Wheel  
Leather/SS Steering Wheel w/Wood Dash  
Wood Dash/Trim Package

### Stereo

Premium Sound System (req. Dual Batt.)  
Satellite Radio System  
Stereo Remote, Transom  
Tower Speakers (req. Premium Sound)  
Tower Speaker Wiring Only

### Exterior

Docking Lights-Stainless Steel  
Fender Clips w/line (4)  
Flagpole w/USA & Cobalt Flag  
Stainless Steel Tower w/Bimini Top  
Stainless Steel Tower w/Sunshade  
Swim Platform Transom Lighting  
Three Color Custom Graphics  
Transom Shower  
Transom Tilt Switch  
Wakeboard Racks w/Swivel (2) requires tower

### Interior

Aft Walk-Thru Carpet  
Aft Walk-Thru Filler Cushions  
Air Compressor w/Holder  
Bow Cushion Insert  
Dinette Table  
Seat Covers, Terry Cloth  
Stainless Steel Foot Tread (helm only)  
Water Weave Carpet (Sand & Terra only)

### Structure / Safety / Performance

Anti-Corrosion (V 4.3-5.7 GI & M Alpha)  
Battery Switch - Dual  
Captain's Call Exhaust  
Captain's Call Plus (w/Mufflers)  
CE Requirements w/Auto Fire Extinguisher  
Closed Cooling System (Volvo only)  
Cruise Control (n/a Merc big block)  
DTS  
Fire Extinguisher, Automatic System  
Seacore  
Stainless Steel Prop Exchange  
Tool Kit

## SPECIFICATIONS

Length Overall w/o Swim Platform	21' 10"	(6.65 m)
Length Overall w/ Swim Platform	24' 0"	(7.31 m)
Beam	8' 6"	(2.59 m)
Interior Cockpit Width	89"	(2.26 m)
Deadrise at Transom	20°	(20°)
Fuel Capacity	50 gal.	(189 L)
Freshwater Capacity	10 gal.	(38 L)
Bridge Clearance w/o Bimini	4' 3"	(1.30 m)
Bridge Clearance w/Tower	7' 4"	(2.24 m)
Draft, Drive Up	24"	(.61 m)
Draft, Drive Down	36"	(.91 m)
Dry Weight	4150 lbs.	(1882 kg)
Boat Certified Capacity	12 persons	
Boat Certified Capacity w/Gear	1650 lbs.	(748 kg)

## MERCURISER POWER

5.0 L MPI Alpha	260 php	(194 PkW)
5.0 L MPI Bravo I	260 php	(194 PkW)
5.0 L MPI Bravo 3	260 php	(194 PkW)
350 Mag MPI Alpha	300 php	(224 PkW)
350 Mag MPI Bravo I	300 php	(224 PkW)
350 Mag MPI Bravo 3	300 php	(224 PkW)
377 Mag MPI Bravo I	320 php	(239 PkW)
377 Mag MPI Bravo 3	320 php	(239 PkW)
496 Mag MPI Bravo I	375 php	(280 PkW)
496 Mag MPI Bravo 3	375 php	(280 PkW)
496 Mag HO Bravo 1X	425 php	(317 PkW)
496 Mag HO Bravo 3X	425 php	(317 PkW)

## VOLVO PENTA POWER

5.0 GXi DP	270 php	(201 PkW)
5.0 GXi SX	270 php	(201 PkW)
5.0 OSi XDP	270 php	(201 PkW)
5.7 Gi DP	300 php	(224 PkW)
5.7 Gi SX	300 php	(224 PkW)
5.7 OSi XDP	300 php	(224 PkW)
5.7 GXi DP	320 php	(239 PkW)
5.7 GXi SX	320 php	(239 PkW)
5.7 OSXi XDP	320 php	(239 PkW)
8.1 Gi DP	375 php	(280 PkW)
8.1 OSi XDP	375 php	(280 PkW)
8.1 GXi DP	420 php	(313 PkW)



*M*ention the name Cobalt and the bywords that instantly come to mind are unmatched luxury, phenomenal workmanship, and innovative styling.”

Powerboat Magazine

COBALT 232







## STANDARD EQUIPMENT

### Dash and Instrumentation

- Accessory Power Plug - 12 Volt
- Depth & Water/Air Temp Gauge Pkg.
- Hour Meter
- Leather Steering Wheel

### Stereo

- AM-FM CD w/6 Speakers and Amplifier
- Stereo Remote, Dash
- iPod/MP3 Port

### Exterior

- Anchor Locker
- Bow Scuff Plate, Stainless Steel
- Midship Cleats
- Swim Platform, Extended w/Ladder
- Telescoping Ski Pylon

### Interior

- Bow Walk-Thru Doors
- Removable Bow and Cockpit Carpet

### Structure / Safety / Performance

- 10/5/3 Year Warranty Protection
- Battery Switch - Single
- Composite Floor
- Composite Transom
- Fiberglass Cockpit Liner
- Fiberglass Stringer System
- Fire Extinguisher, Manual
- Ignition Safety Switch
- Kevlar™ Reinforced Hull
- Stainless Steel Windshield Braces
- Through Prop Exhaust

## OPTIONAL EQUIPMENT

### Canvas

- Bimini Top
- Bow Tonneau Cover
- Cockpit Tonneau Cover
- Mooring Cover

### Dash and Instrumentation

- GPS/Plotter (removable)
- Leather/SS Steering Wheel
- Leather/SS Steering Wheel w/Wood Dash
- Wood Dash/Trim Package

### Stereo

- Premium Sound System (req. Dual Batt.)
- Satellite Radio System
- Stereo Remote, Transom
- Tower Speakers (req. Premium Sound)
- Tower Speaker Wiring Only

### Exterior

- Deck Stripe
- Docking Lights-Stainless Steel
- Fender Clips w/line (4)
- Flagpole w/USA & Cobalt Flag
- Motorbox Actuator
- Stainless Steel Tower w/Bimini Top
- Stainless Steel Tower w/Sunshade
- Three Color Custom Graphics
- Transom Shower
- Transom Tilt Switch
- Wakeboard Racks w/Swivel (2) requires tower

### Interior

- Adjustable Seat Pedestals
- Aft Walk-Thru Carpet
- Aft Walk-Thru Filler Cushion
- Air Compressor w/Holder
- Bow Cushion Insert
- Dinette Table
- Seat Covers, Terry Cloth
- Stainless Steel Foot Tread (helm only)
- Water Weave Carpet (Sand & Terra only)

### Structure / Safety / Performance

- Anti-Corrosion (V 4.3-5.7 GI & M Alpha)
- Battery Switch - Dual
- Captain's Call Exhaust
- Captain's Call Plus (w/Mufflers)
- CE Requirements w/Auto Fire Extinguisher
- Closed Cooling System (Volvo only)
- Cruise Control (n/a Merc big block)
- DTS
- Fire Extinguisher, Automatic System
- Seacore
- Stainless Steel Prop Exchange
- Tool Kit
- Trim Tabs

## SPECIFICATIONS

Length Overall w/o Swim Platform	22' 6"	(6.86 m)
Length Overall w/ Swim Platform	25' 1"	(7.64 m)
Beam	8' 6"	(2.59 m)
Interior Cockpit Width	89"	(2.26)
Deadrise at Transom	21°	(21°)
Fuel Capacity	50 gal.	(189 L)
Freshwater Capacity	10 gal.	(38 L)
Bridge Clearance w/o Bimini	4' 9"	(1.45 m)
Bridge Clearance w/Tower	7' 6"	(2.29 m)
Draft, Drive Up	26"	(.66 m)
Draft, Drive Down	36"	(.91 m)
Dry Weight	4165 lbs.	(1886 kg)
Boat Certified Capacity	12 persons	
Boat Certified Capacity w/Gear	1800 lbs.	(816 kg)

## MERCURISER POWER

5.0 L MPI Alpha	260 php	(194 PkW)
5.0 L MPI Bravo I	260 php	(194 PkW)
5.0 L MPI Bravo 3	260 php	(194 PkW)
350 Mag MPI Alpha	300 php	(224 PkW)
350 Mag MPI Bravo I	300 php	(224 PkW)
350 Mag MPI Bravo 3	300 php	(224 PkW)
377 Mag MPI Bravo I	320 php	(239 PkW)
377 Mag MPI Bravo 3	320 php	(239 PkW)
496 Mag MPI Bravo I	375 php	(280 PkW)
496 Mag MPI Bravo 3	375 php	(280 PkW)
496 Mag HO Bravo 1X	425 php	(317 PkW)
496 Mag HO Bravo 3X	425 php	(317 PkW)

## VOLVO PENTA POWER

5.0 GXi DP	270 php	(201 PkW)
5.0 GXi SX	270 php	(201 PkW)
5.0 OSi XDP	270 php	(201 PkW)
5.7 Gi DP	300 php	(224 PkW)
5.7 Gi SX	300 php	(224 PkW)
5.7 OSi XDP	300 php	(224 PkW)
5.7 GXi DP	320 php	(239 PkW)
5.7 GXi SX	320 php	(239 PkW)
5.7 OSXi XDP	320 php	(239 PkW)
8.1 Gi DP	375 php	(280 PkW)
8.1 OSi XDP	375 php	(280 PkW)
8.1 GXi DP	420 php	(313 PkW)



*“We* didn’t know what we were putting up with in our previous brand boats, until buying a new Cobalt. The comfort and performance is outstanding. Plus, the Cobalt puts out a great wakeboard wake, to boot.”

A Cobalt Owner

COBALT 242







## STANDARD EQUIPMENT

### Dash and Instrumentation

Accessory Power Plug - 12 Volt  
Depth & Water/Air Temp Gauge Pkg.  
Hour Meter  
Leather Steering Wheel

### Stereo

AM-FM CD w/6 Speakers and Amplifier  
Stereo Remote, Dash  
iPod/MP3 Port

### Exterior

Anchor Locker  
Bow Scuff Plate, Stainless Steel  
Midship Cleats  
Removable Ski Pylon  
Swim Platform, Extended w/Ladder

### Interior

Aft Sunpad w/Adjustable Headrest  
Bow Walk-Thru Doors  
Removable Bow and Cockpit Carpet

### Structure / Safety / Performance

10/5/3 Year Warranty Protection  
Battery Switch - Single  
Composite Floor  
Composite Transom  
Fiberglass Cockpit Liner  
Fiberglass Stringer System  
Fire Extinguisher, Manual  
Ignition Safety Switch  
Kevlar™ Reinforced Hull  
Stainless Steel Windshield Braces  
Through Prop Exhaust

## OPTIONAL EQUIPMENT

### Canvas

Bimini Top  
Bow Tonneau Cover  
Cockpit Tonneau Cover  
Mooring Cover

### Dash and Instrumentation

GPS/Plotter (removable)  
Leather/SS Steering Wheel  
Leather/SS Steering Wheel w/Wood Dash  
Wood Dash/Trim Package

### Stereo

Premium Sound System (req. Dual Batt.)  
Satellite Radio System  
Stereo Remote, Transom  
Tower Speakers (req. Premium Sound)  
Tower Speaker Wiring Only

### Exterior

Docking Lights-Stainless Steel  
Fender Clips w/line (4)  
Flagpole w/USA & Cobalt Flag  
Motorbox Actuator  
Portal Light (1 in Head Compartment)  
Stainless Steel Tower w/Bimini Top  
Stainless Steel Tower w/Hard Top  
Stainless Steel Tower w/Sunshade  
Swim Platform Transom Lighting  
Three Color Custom Graphics  
Transom Shower  
Transom Tilt Switch  
Wakeboard Racks w/Swivel (2) requires tower

### Interior

Adjustable Seat Pedestals  
Aft Walk-Thru Carpet  
Aft Walk-Thru Gate  
Air Compressor w/Holder  
Bow Cushion Insert, Port & Stbd  
Dinette Table  
Head w/Electric Porcelain Toilet  
Head w/Electric Porcelain, Macerator  
Head w/Porta Potti  
Head w/Pump Out Porta Potti  
Head w/Pump Out Porta Potti, Macerator  
Seat Covers, Terry Cloth  
Sink Console (Head Compartment)  
Stainless Steel Foot Tread (helm only)  
Waterweave Carpet (Sand & Terra only)

### Structure / Safety / Performance

Anti-Corrosion (V 4.3-5.7 GI & M Alpha)  
Battery Switch - Dual  
Captain's Call Exhaust  
Captain's Call Plus (w/Mufflers)  
CE Requirements w/Auto Fire Extinguisher  
Closed Cooling System (Volvo only)  
Cruise Control (n/a Merc big block)  
DTS  
Fire Extinguisher, Automatic System  
Seacore  
Stainless Steel Prop Exchange  
Tool Kit  
Trim Tabs  
Windlass w/Line, Chain & Anchor

## SPECIFICATIONS

Length Overall w/o Swim Platform	23' 11"	(7.29 m)
Length Overall w/ Swim Platform	25' 11"	(7.90 m)
Beam	8' 6"	(2.59 m)
Interior Cockpit Width	87"	(2.20 m)
Deadrise at Transom	21°	(21°)
Fuel Capacity	50 gal.	(189 L)
Freshwater Capacity	10 gal.	(38 L)
Bridge Clearance w/o Bimini	5' 3"	(1.60 m)
Bridge Clearance w/Tower	8' 2"	(2.49 m)
Draft, Drive Up	21"	(.53 m)
Draft, Drive Down	37"	(.94 m)
Dry Weight	4600 lbs.	(2087 m)
Boat Certified Capacity	13 persons	
Boat Certified Capacity w/gear	2250 lbs.	(1021 kg)

## MERCURISER POWER

5.0 L MPI Alpha	260 php	(194 PkW)
5.0 L MPI Bravo I	260 php	(194 PkW)
5.0 L MPI Bravo 3	260 php	(194 PkW)
350 Mag MPI Alpha	300 php	(224 PkW)
350 Mag MPI Bravo I	300 php	(224 PkW)
350 Mag MPI Bravo 3	300 php	(224 PkW)
377 Mag MPI Bravo I	320 php	(239 PkW)
377 Mag MPI Bravo 3	320 php	(239 PkW)
496 Mag MPI Bravo I	375 php	(280 PkW)
496 Mag MPI Bravo 3	375 php	(280 PkW)
496 Mag HO Bravo 1X	425 php	(317 PkW)
496 Mag HO Bravo 3X	425 php	(317 PkW)

## VOLVO PENTA POWER

5.0 GXi DP	270 php	(201 PkW)
5.0 GXi SX	270 php	(201 PkW)
5.0 OSi XDP	270 php	(201 PkW)
5.7 Gi DP	300 php	(224 PkW)
5.7 Gi SX	300 php	(224 PkW)
5.7 OSi XDP	300 php	(224 PkW)
5.7 GXi DP	320 php	(239 PkW)
5.7 GXi SX	320 php	(239 PkW)
5.7 OSXi XDP	320 php	(239 PkW)
8.1 Gi DP	375 php	(280 PkW)
8.1 OSi XDP	375 php	(280 PkW)
8.1 GXi DP	420 php	(313 PkW)



“Some boat companies achieve the perception of luxury through marketing. Some companies, like Cobalt, build a boat of such quality that it speaks for itself.”

Boating Magazine

COBALT 262







## STANDARD EQUIPMENT

### Dash and Instrumentation

Accessory Power Plug - 12 Volt  
Depth & Water/Air Temp Gauge Pkg.  
Hour Meter  
Leather Steering Wheel

### Stereo

AM-FM CD w/6 Speakers and Amplifier  
Stereo Remote, Dash  
iPod/MP3 Port

### Exterior

Anchor Locker  
Bow Scuff Plate, Stainless Steel  
Midship Cleats  
Removable Ski Pylon  
Swim Platform, Extended w/Ladder

### Interior

Aft Sunpad w/Adjustable Headrest  
Bow Walk-Thru Doors  
Head w/Porta Potti  
Removable Bow and Cockpit Carpet

### Structure / Safety / Performance

10/5/3 Year Warranty Protection  
Battery Switch - Single  
Composite Floor  
Composite Transom  
Fiberglass Cockpit Liner  
Fiberglass Stringer System  
Fire Extinguisher, Manual  
Ignition Safety Switch  
Kevlar™ Reinforced Hull  
Stainless Steel Windshield Braces  
Through Prop Exhaust

## OPTIONAL EQUIPMENT

### Canvas

Bimini Top  
Bow Tonneau Cover  
Cockpit Tonneau Cover  
Mooring Cover

### Dash and Instrumentation

GPS/Plotter (removable)  
Leather/SS Steering Wheel  
Leather/SS Steering Wheel w/Wood Dash  
Wood Dash/Trim Package

### Stereo

Premium Sound System (req. Dual Batt.)  
Satellite Radio System  
Stereo Remote, Transom  
Tower Speakers (req. Premium Sound)  
Tower Speaker Wiring Only

### Exterior

Docking Lights-Stainless Steel  
Fender Clips w/line (4)  
Flagpole w/USA & Cobalt Flag  
Motorbox Actuator  
Portal Light (1 in Head Compartment)  
Stainless Steel Tower w/Bimini Top  
Stainless Steel Tower w/Hard Top  
Stainless Steel Tower w/Sunshade  
Swim Platform Transom Lighting  
Three Color Custom Graphics  
Transom Shower  
Transom Tilt Switch  
Wakeboard Racks w/Swivel (2) requires tower

### Interior

### Adjustable Seat Pedestals

Aft Walk-Thru Carpet  
Aft Walk-Thru Gate  
Air Compressor w/Holder  
Bow Cushion Insert, Port & Stbd  
Dinette Table  
Head w/Electric Porcelain Toilet  
Head w/Electric Porcelain, Macerator  
Head w/Pump Out Porta Potti  
Head w/Pump Out Porta Potti, Macerator  
Seat Covers, Terry Cloth  
Sink Console (Head Compartment)  
Stainless Steel Foot Tread (Helm Only)  
Water Weave Carpet (Sand & Terra only)

### Structure / Safety / Performance

Anti-Corrosion (V 4.3-5.7 GI & M Alpha)  
Battery Switch - Dual  
Captain's Call Exhaust  
Captain's Call Plus (w/Mufflers)  
CE Requirements w/Auto Fire Extinguisher  
Closed Cooling System (Volvo only)  
Cruise Control (n/a Merc big block)  
DTS  
Fire Extinguisher, Automatic System  
Seacore  
Stainless Prop Exchange  
Tool Kit  
Trim Tabs  
Windlass w/Line, Chain & Anchor

## SPECIFICATIONS

Length Overall w/o Swim Platform	25' 7"	(7.80 m)
Length Overall w/ Swim Platform	27' 7"	(8.41 m)
Beam	8' 6"	(2.59 m)
Interior Cockpit Width	89"	(2.26 m)
Deadrise at Transom	21°	(21°)
Fuel Capacity	73 gal.	(276 L)
Freshwater Capacity	10 gal.	(38 L)
Waste Capacity	11 gal.	(42 L)
Bridge Clearance w/o Bimini	5' 3"	(1.60 m)
Bridge Clearance w/Tower	8' 2"	(2.49 m)
Draft, Drive Up	21"	(.53 m)
Draft, Drive Down	37"	(.94 m)
Dry Weight	5425 lbs.	(2461 kg)
Boat Certified Capacity	15 persons	
Boat Certified Capacity w/gear	2585 lbs.	(1173 kg)

## MERCURISER POWER

350 Mag MPI Bravo 3	300 php	(224 PkW)
377 Mag MPI Bravo 1	320 php	(239 PkW)
377 Mag MPI Bravo 3	320 php	(239 PkW)
496 Mag MPI Bravo 1	375 php	(280 PkW)
496 Mag MPI Bravo 3	375 php	(280 PkW)
496 Mag HO Bravo 1X	425 php	(317 PkW)
496 Mag HO Bravo 1XR	425 php	(317 PkW)
496 Mag HO Bravo 3X	425 php	(317 PkW)
496 Mag HO Bravo 3XR	425 php	(317 PkW)

## VOLVO PENTA POWER

5.7 Gi DP	300 php	(224 PkW)
5.7 Gi SX	300 php	(224 PkW)
5.7 OSi XDP	300 php	(224 PkW)
5.7 GXi DP	320 php	(239 PkW)
5.7 GXi SX	320 php	(239 PkW)
5.7 OSXi XDP	320 php	(239 PkW)
8.1 Gi DP	375 php	(280 PkW)
8.1 OSi XDP	375 php	(280 PkW)
8.1 GXi DP	420 php	(313 PkW)



“For some time now, the company has had a well-deserved reputation as the Cadillac of U.S. boatbuilders, producing boats of consistently excellent quality and performance. For its part, Cobalt has always insisted its boats’ quality and craftsmanship more than justifies the price tags. And, as far as the 272 is concerned, the company has a point.”

Boating World Magazine

## COBALT 272





Sand Interior



## STANDARD EQUIPMENT

### Dash and Instrumentation

- Accessory Power Plug - 12 Volt
- Depth & Water/Air Temp Gauge Pkg.
- Hour Meter
- Wood Dash/Trim Package

### Stereo

- AM-FM CD w/6 Speakers and Amplifier
- Stereo Remote, Dash
- iPod/MP3 Port

### Exterior

- Anchor Locker
- Bow Scuff Plate, Stainless Steel
- Midship Cleats
- Motorbox Actuator
- Swim Platform, Extended w/Ladder
- Telescoping Ski Pylon

### Interior

- Aft Walk-Thru Carpet
- Air Compressor w/Holder
- Bow Walk-Thru Doors
- Head w/Porta Potti
- Bow Cushion Insert, Port & Stbd Removable
- Bow and Cockpit Carpet

### Structure / Safety / Performance

- 10/5/3 Year Warranty Protection
- Battery Switch - Single
- Composite Floor
- Composite Transom
- Fiberglass Cockpit Liner
- Fiberglass Stringer System
- Fire Extinguisher, Manual
- Ignition Safety Switch
- Kevlar™ Reinforced Hull
- Stainless Steel Windshield Braces
- Through Prop Exhaust



## OPTIONAL EQUIPMENT

### Canvas

- Bimini Top
- Bow Tonneau Cover
- Cockpit Tonneau Cover
- Mooring Cover

### Dash and Instrumentation

- Compass
- Windshield Wiper-Starboard

### Stereo

- Premium Sound System (req. Dual Batt.)
- Satellite Radio System
- Stereo Remote, Transom

### Exterior

- Bow Boarding Ladder
- Docking Lights-Stainless Steel
- Fender Clips w/line (4)
- Flagpole w/USA & Cobalt Flag
- Stainless Steel Arch w/Bimini Top
- Stainless Steel Windshield
- Swim Platform Transom Lighting
- Three Color Custom Graphics
- Transom Shower
- Transom Tilt Switch

### Interior

- Adjustable Seat Pedestals
- Aft Sunpad Filler Cushions
- Cockpit Heater
- Dinette Table
- Head w/Pump Out Porta Potti
- Head w/Pump Out Porta Potti, Macerator
- Seat Covers, Terry Cloth
- Stainless Steel Foot Tread (helm only)
- Waterweave Carpet (Sand & Terra only)

### Structure / Safety / Performance

- Anti-Corrosion (V 4.3-5.7 GI & M Alpha)
- Battery Switch - Dual
- Captain's Call Exhaust
- Captain's Call Exhaust-HP
- Captain's Call Plus (w/Mufflers)
- Captain's Call Plus (w/Mufflers)-HP
- CE Requirements w/Auto Fire Extinguisher
- Closed Cooling System (Volvo only)
- Cruise Control (n/a Merc big block)
- DTS
- Fire Extinguisher, Automatic System
- Seacore
- Stainless Steel Prop Exchange
- Tool Kit
- Trim Tabs
- Windlass w/Line, Chain & Anchor



## SPECIFICATIONS

Length Overall w/o Swim Platform	26' 8"	(8.13 m)
Length Overall w/ Swim Platform	28' 4"	(8.66 m)
Beam	8' 6"	(2.59 m)
Interior Cockpit Width	89"	(2.26 m)
Deadrise at Transom	22°	(22°)
Fuel Capacity	70 gal.	(265 L)
Freshwater Capacity	10 gal.	(38 L)
Bridge Clearance w/o Bimini	4' 9"	(1.45 m)
Bridge Clearance w/Arch	7' 1"	(2.16 m)
Draft, Drive Up	22"	(.56 m)
Draft, Drive Down	39"	(.99 m)
Dry Weight	5250 lbs.	(2381 kg)
Boat Certified Capacity	Yacht Certified	

## MERCURISER POWER

350 Mag MPI Bravo 3	300 php	(224 PkW)
377 Mag MPI Bravo 1	320 php	(239 PkW)
377 Mag MPI Bravo 3	320 php	(239 PkW)
496 Mag MPI Bravo 1	375 php	(280 PkW)
496 Mag MPI Bravo 3	375 php	(280 PkW)
525HP EFI Bravo 1XR	500 php	(373 PkW)
525HP EFI Bravo 3XR	500 php	(373 PkW)

## VOLVO PENTA POWER

5.7 Gi DP	300 php	(224 PkW)
5.7 Gi SX	300 php	(224 PkW)
5.7 OSi XDP	300 php	(224 PkW)
5.7 GXi DP	320 php	(239 PkW)
5.7 GXi SX	320 php	(239 PkW)
5.7 OSXi XDP	320 php	(239 PkW)
8.1 Gi DP	375 php	(280 PkW)
8.1 OSi XDP	375 php	(280 PkW)
8.1 GXi DP	420 php	(313 PkW)

*"The* company's 'no-compromises' corporate philosophy seems to have taken firm hold in a world where too many boat builders tend to devalue terms like 'quality' by not delivering it."*"*

Powerboat Reports

## COBALT 276





COBALT



## STANDARD EQUIPMENT

### Dash and Instrumentation

Accessory Power Plug - 12 Volt  
Compass  
Depth & Water/Air Temp Gauge Pkg.  
Hour Meter  
Wood Dash/Trim Package

### Stereo

AM-FM CD w/6 Speakers and Amplifier  
iPod/MP3 Port  
Stereo Remote, Dash

### Exterior

Aluminum Windshield w/Stainless Steel Cap  
Anchor Locker  
Bow Scuff Plate, Stainless Steel  
Midship Cleats  
Motorbox Actuator  
Removable Ski Pylon  
Stainless Steel Engine Vents  
Swim Platform w/Stbd. Boarding Ladder

### Interior

Aft Sunpad w/Adjustable Headrest  
Bow Walk-Thru Doors  
Cockpit Storage Console  
Double Wide Helm Seat  
Head w/Porta Potti  
L Lounge Cockpit Seating  
Removable Bow and Cockpit Carpet  
Sink Console (head compartment)  
Trash Receptacle

### Structure / Safety / Performance

10/5/3 Year Warranty Protection  
Battery Switch - Single  
Composite Floor  
Composite Transom  
Fiberglass Cockpit Liner  
Fiberglass Stringer System  
Fire Extinguisher, Manual  
Ignition Safety Switch  
Kevlar™ Reinforced Hull  
Stainless Steel Windshield Braces  
Through Prop Exhaust

## OPTIONAL EQUIPMENT

### Canvas

Bimini Top  
Bow Tonneau Cover  
Cockpit Tonneau Cover  
Mooring Cover

### Dash and Instrumentation

GPS Unit, Color (in-dash)  
Leather/SS Steering Wheel  
Rudder Indicator, Merc  
Rudder Indicator, Volvo

### Stereo

Premium Sound System (req. Dual Batt.)  
Premium Sound System w/Transom Speakers  
Satellite Radio System  
Stereo Remote, Transom

### Exterior

Docking Lights-Stainless Steel  
Fender Clips w/line (4)  
Flagpole w/USA & Cobalt Flag  
Portal Light (1 in Head Compartment)  
Second Transom Boarding Ladder  
Stainless Steel Arch w/Bimini Top  
Swim Platform Transom Lighting  
Teak Deck Trim  
Three Color Custom Graphics  
Transom Shower  
Transom Tilt Switch

### Interior

Aft Walk-Thru Carpet  
Air Compressor w/Holder  
Bow Lounge Filler Cushion Set, fwd. & mid  
Bow Lounge Filler Cushion, fwd. only  
Cockpit Console w/Faucet  
Cockpit Heater  
Dinette Table  
Grey Water System (na w/cockpit sink)  
Head w/Electric Porcelain Toilet  
Head w/Electric Porcelain, Macerator  
Head w/Pump Out Porta Potti  
Head w/Pump Out Porta Potti, Macerator  
Teak Floor Package (bow, aft, walk-thru, swim)  
Water Weave Carpet (Sand & Terra only)

### Structure / Safety / Performance

Anti-Corrosion System (V 5.7)  
Battery Switch - Dual  
Captain's Call Plus (w/Mufflers)  
CE Requirements w/Auto Fire Extinguisher  
Closed Cooling System (Volvo only)  
DTS  
Fire Extinguisher, Automatic System  
Seacore  
Stainless Steel Prop Exchange  
Tool Kit  
Trim Tabs  
Windlass w/Line, Chain & Anchor

## SPECIFICATIONS

Length Overall w/ Swim Platform	27' 6"	8.38 m
Beam	8' 6"	2.59 m
Interior Cockpit Width	87"	2.20 m
Deadrise at Transom	21°	21°
Fuel Capacity	95 gal	360 L
Freshwater Capacity	10 gal	37.8 L
Bridge Clearance w/o Bimini	4' 11"	1.50 m
Bridge Clearance w/Arch	6' 7"	2.02 m
Draft Drive Up	27"	.69 m
Draft Drive Down	39"	.99 m
Dry Weight	5500 lbs	2495 kg
Boat Certified Capacity	Yacht Certified	

## MERCURISER POWER

350 Mag MPI Bravo 3	300 php	224 PkW
377 Mag MPI Bravo 1	320 php	239 PkW
377 Mag MPI Bravo 3	320 php	239 PkW
496 Mag MPI Bravo 1	375 php	280 PkW
496 Mag MPI Bravo 3	375 php	280 PkW
496 Mag HO Bravo 1X	425 php	317 PkW
496 Mag HO Bravo 1XR	425 php	317 PkW
496 Mag HO Bravo 3X	425 php	317 PkW
496 Mag HO Bravo 3XR	425 php	317 PkW

## VOLVO PENTA POWER

5.7 OSi XDP	300 php	224 PkW
5.7 Gi DP	300 php	224 PkW
5.7 Gi SX	300 php	224 PkW
5.7 GXi DP	320 php	239 PkW
5.7 GXi SX	320 php	239 PkW
5.7 OSXi XDP	320 php	239 PkW
8.1 Gi DP	375 php	280 PkW
8.1 OSi XDP	375 php	280 PkW
8.1 GXi DP	420 php	313 PkW



*“Underway, I took the boat through turns and S-curves at high speeds, and it always felt safe and predictable. I crossed boat wakes at 40 mph—no rattles, no pounding, no problem.”*

Boating Magazine

## COBALT 302





Sand Interior with  
Water Weave carpet option



## STANDARD EQUIPMENT

### Dash and Instrumentation

- Accessory Power Plug - 12 Volt
- Compass
- Depth & Water/Air Temp Gauge Pkg.
- Hour Meters
- Leather Steering Wheel
- Livorsi Engine Controls

### Stereo

- AM-FM CD w/6 Speakers and Amplifier
- Stereo Remote, Dash
- iPod/MP3 Port

### Exterior

- Anchor Locker
- Bow Scuff Plate, Stainless Steel
- Midship Cleats
- Motorbox Actuator
- Stainless Steel Engine Vents
- Swim Platform, Extended w/Ladder
- Transom Storage/Ice Chest

### Interior

- Aft Walk-Thru Carpet
- Air Compressor w/Holder
- Bow Cushion Insert
- Bow Walk-Thru Doors
- Cockpit Galley Unit
- Dinette Table
- Double Wide Helm Seat
- Head w/Pump Out Porta Potti
- Removable Bow and Cockpit Carpet

### Structure / Safety / Performance

- 10/5/3 Year Warranty Protection
- Battery Switch - Dual
- Composite Floor
- Composite Transom
- Fiberglass Cockpit Liner
- Fiberglass Stringer System
- Fire Extinguisher, Manual
- Ignition Safety Switch
- Kevlar™ Reinforced Hull
- Stainless Steel Windshield Braces
- Through Prop Exhaust



## OPTIONAL EQUIPMENT

### Canvas

- Bimini Top
- Bow Tonneau Cover
- Cockpit Tonneau Cover
- Mooring Cover

### Dash and Instrumentation

- GPS Unit, Color (Replaces Compass)
- GPS/Radar Unit (Requires Arch)
- Leather/SS Steering Wheel
- Leather/SS Steering Wheel w/Wood Dash
- Windshield Wiper-Starboard
- Wood Dash/Trim Package

### Stereo

- Premium Sound System
- Satellite Radio System
- Stereo Remote, Transom

### Exterior

- Docking Lights-Stainless Steel
- Flagpole w/USA & Cobalt Flag
- Fender Clips w/line (4)
- Portal Light (1 in Head Compartment)
- Retractable Dock Lines
- Stainless Steel Arch w/Bimini Top
- Stainless Steel Arch w/Hard Top
- Stainless Steel Windshield
- Swim Platform Transom Lighting
- Teak Accent Package
- Three Color Custom Graphics
- Transom Shower

### Interior

- Aft Walk-Thru Gate
- Cockpit Heater
- Grey Water System
- Head w/Pump Out Porta Potti, Macerator
- Head w/VacuuFlush
- Head w/VacuuFlush, Macerator
- Refrigerator
- Shore Power Kit-110 Volt w/battery charger
- Shore Power Kit-220 Volt w/battery charger
- Stainless Steel Foot Tread (Helm only)
- Water Weave Carpet (Sand & Terra only)

### Structure / Safety / Performance

- Anti-Corrosion (V 4.3-5.7 GI & M Alpha)
- Axius
- Captain's Call Exhaust
- Captain's Call Plus (w/Mufflers)
- CE Requirements w/Auto Fire Extinguisher
- Closed Cooling System (Volvo only)
- DTS
- Fire Extinguisher, Automatic System
- Seacore
- Stainless Steel Prop Exchange
- Tool Kit
- Trim Tabs
- Windlass w/Line, Chain & Anchor



## SPECIFICATIONS

Length Overall w/o Swim Platform	29' 9"	(9.07 m)
Length Overall w/ Swim Platform	31' 6"	(9.60 m)
Beam	9' 11"	(3.02 m)
Interior Cockpit Width	104"	(2.64 m)
Deadrise at Transom	22°	(22°)
Fuel Capacity	150 gal.	(568 L)
Freshwater Capacity	30 gal.	(114 L)
Waste Capacity	10 gal.	(38 L)
Bridge Clearance w/o Bimini	5' 9"	(1.75 m)
Bridge Clearance w/Arch	8' 2"	(2.49 m)
Draft, Drive Up	26"	(.66 m)
Draft, Drive Down	44"	(1.12 m)
Dry Weight	9880 lbs.	(4481 kg)
Boat Certified Capacity	Yacht Certified	

## MERCURISER POWER

Twin 350 Mag MPI Alpha	300 php	(224 PkW)
Twin 350 Mag MPI Bravo I	300 php	(224 PkW)
Twin 350 Mag MPI Bravo 3	300 php	(224 PkW)
Twin 377 Mag MPI Bravo I	320 php	(239 PkW)
Twin 377 Mag MPI Bravo 3	320 php	(239 PkW)
Twin 496 Mag MPI Bravo I	375 php	(280 PkW)
Twin 496 Mag MPI Bravo 3	375 php	(280 PkW)
Twin 496 Mag HO Bravo IX	425 php	317 PkW
Twin 496 Mag HO Bravo IXR	425 php	317 PkW
Twin 496 Mag HO Bravo 3X	425 php	317 PkW
Twin 496 Mag HO Bravo 3XR	425 php	317 PkW

## VOLVO PENTA POWER

Twin 5.7 Gi DP	300 php	(224 PkW)
Twin 5.7 Gi SX	300 php	(224 PkW)
Twin 5.7 OSi XDP	300 php	(224 PkW)
Twin 5.7 GXi DP	320 php	(239 PkW)
Twin 5.7 GXi SX	320 php	(239 PkW)
Twin 5.7 OSXi XDP	320 php	(239 PkW)
Twin 8.1 Gi DP	375 php	(280 PkW)
Twin 8.1 OSi XDP	375 php	(280 PkW)
Twin 8.1 GXi DP	420 php	(313 PkW)

“After spending a day on the Cobalt 303 Day Cruiser, you feel like nothing less than a million bucks. Even in a place like Palm Beach, it turns a lot of heads.”

Boating World Magazine

# COBALT 303







# COBALT 303

This boat does it all.

The 303's cabin stretches. Reaches way out. Out and away, up and around as your six-three basketball son sits here with a full foot of headroom above. And, because of the thoughtful positioning of the galley, he may cook there standing straight up in the cockpit walk-thru. And all around him raw materials of consequence: cedar in the locker, fine-grain leather in the seats and rich fabric in the valances as, come bedtime, the 303 sleeps the point-guard in all-night comfort, the optional DVD flat screen dimming.





## STANDARD EQUIPMENT

### Dash and Instrumentation

Accessory Power Plug - 12 Volt  
Compass  
Depth & Water/Air Temp Gauge Pkg.  
Hour Meters  
Leather Steering Wheel  
Livorsi Engine Controls

### Stereo

AM-FM CD w/6 Speakers and Amplifier  
Stereo Remote, Dash  
iPod/MP3 Port

### Exterior

Anchor Locker  
Bow Scuff Plate, Stainless Steel  
Midship Cleats  
Motorbox Actuator  
Stainless Steel Engine Vents  
Stainless Steel Foredeck Rail  
Swim Platform, Extended w/Ladder  
Transom Storage/Ice Chest

### Interior

Aft Walk-Thru Carpet  
Air Compressor w/Holder  
Cabin Galley Unit  
Cedar-Lined Hanging Locker  
Cockpit Galley Unit  
Dinette Table  
Double Wide Helm Seat  
Head Compartment w/Shower  
Head w/Electric Porcelain Toilet  
Microwave  
Removable Cockpit Carpet

### Structure / Safety / Performance

10/5/3 Year Warranty Protection  
Battery Switch - Dual  
Composite Floor  
Composite Transom  
Fiberglass Cockpit Liner  
Fiberglass Stringer System  
Fire Extinguisher, Manual  
Ignition Safety Switch  
Kevlar™ Reinforced Hull  
Stainless Steel Windshield Braces  
Through Prop Exhaust

## OPTIONAL EQUIPMENT

### Canvas

Bimini Top  
Cockpit Tonneau Cover  
Mooring Cover

### Dash and Instrumentation

GPS Unit, Color (Replaces Compass)  
GPS/Radar Unit (Requires Arch)  
Leather/SS Steering Wheel  
Leather/SS Steering Wheel w/Wood Dash  
VHF Radio Unit  
Windshield Wiper-Starboard  
Wood Dash/Trim Package

### Audio/Visual

Cabin Entertainment Package (TV/DVD)  
Cable TV Connection  
Premium Sound System  
Satellite Radio System  
Stereo Remote, Transom  
TV Antenna (Arch mounted)

### Exterior

Docking Lights-Stainless Steel  
Fender Clips w/Line (4)  
Flagpole w/USA & Cobalt Flag  
Retractable Dock Lines  
Spotlight w/Helm Remote  
Stainless Steel Arch w/Bimini Top  
Stainless Steel Arch w/Hard Top  
Stainless Steel Bow Rails (10 inch)  
Stainless Steel Windshield  
Swim Platform Transom Lighting  
Teak Accent Package  
Three Color Custom Graphics

### Transom Shower

### Interior

Aft Walk-Thru Gate  
Air Conditioning/Heating  
Cabin Filler Cushion  
Cockpit Heater  
Grey Water System  
Head w/Electric Porcelain, Macerator  
Head w/VacuuFlush  
Head w/VacuuFlush, Macerator  
Refrigerator  
Shore Power Kit-110 Volt w/battery charger  
Shore Power Kit-220 Volt w/battery charger  
Stainless Steel Foot Tread (helm only)  
Water Weave Carpet (Sand & Terra only)

### Structure / Safety / Performance

Anti-Corrosion (V 4.3-5.7 GI & M Alpha)  
Axius  
Captain's Call Exhaust  
Captain's Call Plus (w/Mufflers)  
CE Requirements w/Auto Fire Extinguisher  
Closed Cooling System (Volvo only)  
DTS  
Fire Extinguisher, Automatic System  
Fire Extinguisher, Automatic (Generator)  
Generator (5kw)  
Seacore  
Stainless Steel Prop Exchange  
Tool Kit  
Trim Tabs  
Windlass w/Line, Chain & Anchor

## SPECIFICATIONS

Length Overall w/o Swim Platform	29' 9"	(9.07 m)
Length Overall w/ Swim Platform	31' 6"	(9.60 m)
Beam	9' 11"	(3.02 m)
Interior Cockpit Width	104"	(2.64 m)
Deadrise at Transom	22°	(22°)
Fuel Capacity	150 gal.	(568 L)
Freshwater Capacity	30 gal.	(114 L)
Waste Capacity	10 gal.	(38 L)
Bridge Clearance w/o Bimini	5' 9"	(1.75 m)
Bridge Clearance w/Arch	8' 2"	(2.49 m)
Draft, Drive Up	26"	(.66 m)
Draft, Drive Down	44"	(1.12 m)
Dry Weight	11,110 lbs	(5039 kg)
Boat Certified Capacity	Yacht Certified	

## MERCURISER POWER

Twin 350 Mag MPI Alpha	300 php	(224 PkW)
Twin 350 Mag MPI Bravo I	300 php	(224 PkW)
Twin 350 Mag MPI Bravo 3	300 php	(224 PkW)
Twin 377 Mag MPI Bravo I	320 php	(239 PkW)
Twin 377 Mag MPI Bravo 3	320 php	(239 PkW)
Twin 496 Mag MPI Bravo I	375 php	(280 PkW)
Twin 496 Mag MPI Bravo 3	375 php	(280 PkW)
Twin 496 Mag HO Bravo IX	425 php	(317 PkW)
Twin 496 Mag HO Bravo IXR	425 php	(317 PkW)
Twin 496 Mag HO Bravo 3X	425 php	(317 PkW)
Twin 496 Mag HO Bravo 3XR	425 php	(317 PkW)

## VOLVO PENTA POWER

Twin 5.7 Gi DP	300 php	(224 PkW)
Twin 5.7 Gi SX	300 php	(224 PkW)
Twin 5.7 OSi XDP	300 php	(224 PkW)
Twin 5.7 GXi DP	320 php	(239 PkW)
Twin 5.7 GXi SX	320 php	(239 PkW)
Twin 5.7 OSXi XDP	320 php	(239 PkW)
Twin 8.1 Gi DP	375 php	(280 PkW)
Twin 8.1 OSi XDP	375 php	(280 PkW)
Twin 8.1 GXi DP	420 php	(313 PkW)



“Simply put, Cobalt’s 323 may be the best dayboat ever.”

Boating Magazine

# COBALT 323







# COBALT 323



Elegant and imaginative in a plainspoken way.

First and most of all, the 323 speaks of space and its ingenious. In the cabin with its huge U-shaped lounge, the seating and sleeping are accommodating and comfortable, the head and shower inviting, the galley welcoming and accessible. The 323's first owners will find new fabrics and textures throughout the boat as elegant as they are durable. The 323 then: functional, architecturally refined, mature in its design. Enough said.





## STANDARD EQUIPMENT

<b>Canvas</b>	Double Wide Helm Seat
Bimini Top	Head Compartment w/Shower
<b>Dash and Instrumentation</b>	Head w/VacuuFlush
Accessory Power Plug - 12 Volt	Hot Water Heater (110 Volt)
Compass	Microwave
Depth & Water/Air Temp Gauge Pkg.	Refrigerator
Hour Meters	Removable Cockpit Carpet
Livorsi Engine Controls	Shore Power Kit-110 Volt w/battery charger
Wood Dash/Trim Package	Stove (110 Volt)
<b>Stereo</b>	<b>Structure / Safety / Performance</b>
AM-FM CD w/6 Speakers and Amplifier	10/5/3 Year Warranty Protection
iPod/MP3 Port	Battery Switch - Dual
Stereo Remote, Dash	Composite Floor
<b>Exterior</b>	Composite Transom
Anchor Locker	Fiberglass Cockpit Liner
Bow Scuff Plate, Stainless Steel	Fiberglass Stringer System
Midship Cleats	Fire Extinguisher, Manual
Motorbox Actuator	Ignition Safety Switch
Stainless Steel Foredeck Ladder	Kevlar™ Reinforced Hull
Stainless Steel Foredeck Rail	Stainless Steel Windshield Braces
Swim Platform, Extended w/Ladder	Through Prop Exhaust
Transom Storage/Ice Chest	Trim Tabs
<b>Interior</b>	
Aft Walk-Thru Carpet	
Aft Walk-Thru Gate	
Air Compressor w/Holder	
Cabin Filler Cushion	
Cabin Galley Unit	
Cedar-Lined Hanging Locker	
Dinette Table	

## OPTIONAL EQUIPMENT

<b>Canvas</b>	<b>Interior</b>
Bimini Enclosure Package	Air Conditioning/Heating
Cockpit Tonneau Cover	Cockpit Heater
Mooring Cover	Grey Water System
<b>Dash and Instrumentation</b>	Head w/VacuuFlush, Macerator
GPS Unit, Color (replaces compass)	Shore Power Kit-220 Volt w/battery charger
VHF Radio Unit	Stainless Steel Foot Tread (helm only)
Windshield Wiper-Starboard	Waterweave Carpet (Sand & Terra only)
<b>Audio/Visual</b>	<b>Structure / Safety / Performance</b>
Cabin Entertainment Package (TV/DVD)	Anti-Corrosion (V 4.3-5.7 GI & M Alpha)
Cable TV Connection	Axius System
Premium Sound System	Captain's Call Exhaust
Satellite Radio System	Captain's Call Plus (w/Mufflers)
Stereo Remote, Transom	CE Requirements w/Auto Fire Extinguisher
Transom Speaker Package	Closed Cooling System (Volvo only)
TV Antenna (Arch mounted)	DTS
<b>Exterior</b>	Fire Extinguisher, Automatic System
Docking Lights-Stainless Steel	Fire Extinguisher, Automatic Sys. (Generator)
Fender Clips w/line (4)	Generator (5kw)
Flagpole w/USA & Cobalt Flag	Seacore
Retractable Dock Lines	Tool Kit
Spotlight w/Helm Remote	Windlass w/Line, Chain & Anchor
Stainless Steel Arch w/Bimini Top	
Stainless Steel Arch w/Hard Top	
Stainless Steel Bow Rails (10 inch)	
Stainless Steel Windshield	
Swim Platform Transom Lighting	
Teak Accent Package	
Three Color Custom Graphics	
Transom Shower	

## SPECIFICATIONS

Length Overall w/o Swim Platform	32' 10"	(10.00 m)
Length Overall w/ Swim Platform	34' 9"	(10.59 m)
Beam	10' 7"	(3.23 m)
Interior Cockpit Width	108"	(2.74 m)
Deadrise at Transom	22°	(22°)
Fuel Capacity	174 gal.	(659 L)
Freshwater Capacity	18 gal.	(68 L)
Waste Capacity	28 gal.	(106 L)
Bridge Clearance w/o Bimini	6' 5"	(1.96 m)
Bridge Clearance w/Arch or Tower	8' 10"	(2.69 m)
Draft Drive Up	24"	(.61 m)
Draft Drive Down	35"	(.90 m)
Dry Weight	12,300 lbs.	(5579 kg)
Boat Certified Capacity	Yacht Certified	

## MERCURISER POWER

Twin 350 Mag MPI Bravo I	300 php	(224 PkW)
Twin 350 Mag MPI Bravo 3	300 php	(224 PkW)
Twin 377 Mag MPI Bravo I	320 php	(239 PkW)
Twin 377 Mag MPI Bravo 3	320 php	(239 PkW)
Twin 496 Mag MPI Bravo I	375 php	(280 PkW)
Twin 496 Mag MPI Bravo 3	375 php	(280 PkW)
Twin 496 Mag HO Bravo IX	425 php	(317 PkW)
Twin 496 Mag HO Bravo IXR	425 php	(317 PkW)
Twin 496 Mag HO Bravo 3X	425 php	(317 PkW)
Twin 496 Mag HO Bravo 3XR	425 php	(317 PkW)

## VOLVO PENTA POWER

Twin 5.7 GXi DP	320 php	(239 PkW)
Twin 5.7 OSXi XDP	320 php	(239 PkW)
Twin 8.1 Gi DP	375 php	(280 PkW)
Twin 8.1 OSi XDP	375 php	(280 PkW)
Twin 8.1 GXi DP	420 php	(313 PkW)



## Exterior Color Selections

From the clean crisp look of all white to the richness of three color custom the gelcoat is a principal ingredient of these boats' beauty, a principal determinant of a Cobalt's appearance and enduring value. Cobalt's gelcoat offers superior repairability, matchless clarity, and high-gloss buff back, with blister resistance far superior to standard gelcoats. Greater flexibility in the gelcoat reduces cracking. A comprehensive three-year warranty guarantees the gelcoat finish against stress cracks, air voids, and blisters.

### CANDIED RED

Available as a primary color or accent stripe on all models.




### CITRON YELLOW

Available as a primary color or accent stripe on all models.



### EBONY

Available as a primary color or accent stripe on all models.



### MAHOGANY

Available as a primary color or accent stripe on all models.




### NAVY

Available as a primary color or accent stripe on all models.




### POLO GREEN

Available as a primary color or accent stripe on all models.



### SANDSTONE

Available as a primary color or accent stripe on all models.



### 3 COLOR CUSTOM GRAPHICS

White base gelcoat with any primary hull color plus an accent. Available on all models.



### 3 COLOR CUSTOM WITH DECK STRIPE

Standard 3 Color Custom with the addition of a deck stripe. Available on the 222, 232 only.



### CLASSIC GRAPHICS

One primary hull color with an all white deck. Available on all models.




### CLASSIC WITH DECK STRIPE

One primary hull color with a deck stripe. Available on the 222, 232 only.




### SPORT GRAPHICS

A white hull with a single accent stripe. Available on all models.



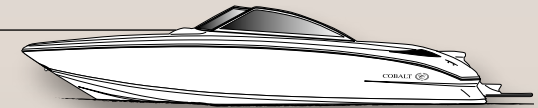
### SPORT WITH DECK STRIPE

A white hull with a single accent stripe and deck stripe. Available on the 222, 232 only.



### ALL WHITE

An all white hull and deck. Available on all models.



## Cockpit Interior Colors

### SAND

Three colors and three texture of premium vinyl with the standard carpet pile.



### SAND WITH WATER WEAVE

Three colors and three texture of premium vinyl with the optional Water Weave carpet.




### TERRA BROWN

Three colors and three texture of premium vinyl with the standard carpet pile.



### TERRA BROWN WITH WATER WEAVE

Three colors and three texture of premium vinyl with the optional Water Weave carpet.



### SUMMIT GREY

Three colors and three texture of premium vinyl with the standard carpet pile. Water Weave carpet is not available in Summit Grey.



## Cabin Interior Colors

### OCEAN CORAL

Cabin accents shown in the 303.



### COASTAL BLUE

Cabin accents shown in the 323.



## Interior Color Selections

Cobalt's non-expanded vinyls maintain their shape and contour through years of boating enjoyment, and they retain the leather-like touch and texture for which they are so rightly known. Because their colors are impregnated in the vinyl itself, as opposed to a mere surface application, they retain their beauty as coated vinyls simply cannot. In the cabins, all around raw materials of consequence: cedar in the locker; fine-grain leather in the seats and rich fabric in the valances. Cobalt believes so strongly in these upholstery materials that a three-year warranty stands behind them.

## Canvas Options

Color matched and hand fitted, Cobalt bimini tops, enclosures and tonneau covers are made of Sunbrella® acrylic marine canvas. Sunbrella® is extremely strong and fade-resistant, with superior water resistance. Yet it breathes, resisting rot and mildew.

1. Bimini Top -- Protection from the sun with ample headroom to stand.

2. The Bimini Enclosure Package -- For total, wraparound shelter from the elements, no matter how unruly or unexpected

3. Stainless Steel Top Bimini Arch -- Extending fore and aft, the bimini will stow folded to the arch (photo 6).


4. Water Sports Tower Bimini Top -- Ditto to #3 above, but for use with the Water Sports Tower:

5. Tonneau Covers -- A stylish, oh so practical solution for short-term storage (bow and cockpit covers shown).

6. Mooring Cover -- A hardier, more resilient material for long-term storage (styles and colors variable).



## Information & Entertainment



1-3. Cobalt Premium Sound System -- Six upgraded Kicker™ marine speakers, a thumping subwoofer, and Alpine™ amplifiers that will, no hype, kick out the jams.

4-5. Garmin Global Positioning Systems -- Big-water navigation for the weekend boater, able to pinpoint a Cobalt's location on Lake Superior or City Lake, Smalltown, USA.

6. Tower Speakers -- Pushing the tunes aft, to be grooved upon at high speeds by listeners at the end of a tow rope (speakers optional, only with Water Sports Tower and Premium Sound System).

7. Cabin Entertainment Package -- Preview a movie below deck tonight, with a flat-screen television and CD/DVD player.

8. Compass -- Beyond the sextant, the ultimate marine navigational instrument, now with aeronautical sorts of directional accuracy.

9. Depth, Water and Air Temperature Gauge -- Ancillary information perhaps, but nonetheless vital to the full enjoyment of waterborne activity of all varieties.

## Interior

1. Bow Filler Cushions -- Extend the peaceful, easy feelings forward; let the good times tuck and roll.

2. Aft Filler Cushions -- So that the extended sunpad may just go and go. And go some more.

3. Bow Walk-Thru Doors -- Long a hallmark of Cobalt design, walk-thru doors mean accessibility and convenience, while preserving the notion that a bowrider really is a boat with two wonderful personalities.

4. Terry Cloth Seat Covers -- Virtually identical in down home style and comfort to those your grandmother sewed for the well-worn front seat of your first car.

5. Stainless Steel Foot Tread -- A solid stainless plate, with protruding rubber grips at the footrest of the helm.

6. Aft Walk-Thru Gate -- An extra measure of security; let's boat, toddlers of the world!

7. Cockpit Table -- Mounts quickly, takes care of business, and then stows quickly away.

8. Adjustable Seat Pedestal -- Offering fore and aft, swivel, and vertical adjustments.



## Interior



1. Wood Dash/Trim Packages -- The added elegance, the depth and luster, the unmistakable look of real, often exotic woods.

2. Flip-Lip Seat Bolster -- The industry's gold-standard for helm seating, often imitated but now more iconic than ever, with additional firm but pillowed support.

3. Aft Walk-Thru Carpet -- Tread confidently with sure, non-slip footing in this busy, high-traffic area.

4. Sunpad with Adjustable Headrest -- How are we comfortable? Let's count the ways.

5. Removable Bow and Cockpit Carpet -- Yet another staple of the Cobalt interior; sure in its footing, soft-spoken in its good looks.

6. Smooth Finished Under-Seat Storage -- With fiberglass finished to an exterior sort of quality, here's attention to detail that says "Cobalt" all the way.

7. Large Motorbox Access with Actuators -- Wide, open, everything within easy reach, the motorbox invites simplified maintenance and repair.

## Exterior

1. Stainless Steel Docking Lights -- Brightness and clarity, exactly where safety demands they be.



2. Stainless Steel Water Sports Tower -- Catching air now an athletic snap, the tower tricked out with a bimini top.



3. Transom Shower -- The best reason, sometimes the only reason, to come out of the water.



4. Removable Ski Pylon -- High strength, high performance. Hideably so.



5. Stainless Steel Arch -- Distinctive and then some, an ultimate statement of marine style, with mountable bimini functionality to follow.




6. Swim Platform Transom Lighting -- For those evening occasions when the moon needs just a little help.



7. Stainless Steel Flagpole and Flag -- Show your true and lasting colors (both American and Cobalt flags included).



8. Portlight (Head Compartment) -- Small, unobtrusive, and absolutely must-have.



# Safety, Performance & Convenience

1.-2. -- Windlass with Anchor, Chain and Line -- Anchors aweigh, integratedly so.



3. Wakeboard Pro Cruise Control by PerfectPass -- Precise maintenance of a constant, controlled speed for skiers and wake boarders.

4. Automatic Fire Extinguisher System -- Engineered for maximized utility, maximized security, maximized simplicity of operation

5.-6. Fender Clips -- Pop-in, pop-out ease of use; full outboard protection with one instant installation.

7. Dual Battery Switch -- For immediate power switch-overs.

8. Trim Tabs -- For subtle, subtle adjustment of the boat's attitude; in stainless naturally.



# COBALT SPORTS

# *Lifestyle Accessories*

SHOP ONLINE AT [COBALTSPO RTS.COM](http://COBALTSPO RTS.COM)

Cobalt Sports online shopping, offering premium apparel and accessories for the Cobalt Boats enthusiast. Available 24 hours a day for your convenience.



SHOP ONLINE AT  
[COBALTSPO RTS.COM](http://COBALTSPO RTS.COM)



**Boat smart from the start, take a boating education course  
and get a vessel safety check for your boat.**

For information contact the U.S. Coast Guard Auxiliary at 800-368-5647 or  
[WWW.CGAUX.ORG](http://WWW.CGAUX.ORG), or contact the United States Power Squadrons at  
888-FOR-USPS or [WWW.USPS.ORG](http://WWW.USPS.ORG).

Cobalt Boats • 1715 N 8th St • Neodesha, KS 66757  
Tel. 800-468-5764 • Fax. 620-325-2361 • [www.CobaltBoats.com](http://www.CobaltBoats.com)

Copyright © 2009, all rights reserved • Printed in the U.S.A. • Specifications and equipment lists are subject to change without notice.  
iPod™ is a trademark of the Apple Company • Kevlar® is a registered trademark of the Dupont Chemical Company  
Sunbrella® is a registered trademark of the Glenn Raven Mills Company