

2010  
COBALT BOATS BENCHMARK COLLECTION







**T**o this day Cobalt boats anchor night after night in a tradition of rugged individualism, in the pride of people with extraordinary skills set among a small town's uncompromising notion of what might be. We know these people, the neighbors who come every morning to build these boats. Second and third generations of families now crafting the fifth decade of Cobalts. These are rooted people, solid in a work ethic born on farms and ranches, people who understand at first hand the ways in which personal accountability serves collective achievement. People with a sense of place. And of time.

We build boats on the premise that, in all our work in Neodesha, no one job is more important than another. And so again tomorrow we will do our part to nourish the implicit trust which underpins our relationships with Cobalt dealers, with Cobalt associates and, of course, with the remarkable people who own Cobalts.



# COBALT BOATS

Who We Are

When motivated by goals of deep-seated intentions, by dreams worth realizing, by exhilarating passion, we then truly live life. Our Cobalt family believes we have a unique opportunity to enrich life, to help create life-long memories, to arouse a passion for the boating lifestyle.

Since 1968 we've been setting the bar high, with the aspiration to design and build the very best boats. Only to succeed when Cobalt boat owners are treated to a tremendous ownership experience, when each new Cobalt becomes the realization of an owner's dreams. It marks the opportunity for our family's craft to become their family's best memories. Its an awesome responsibility.

At home in Neodesha, Kansas, we're tirelessly creating the most innovative, well engineered, and best performing boats imaginable. We're boat builders. Fanatical boat builders – obsessed with reliable innovation and design, consumed by every little detail, every aspect of fit and finish. Leveraging over four decades of boat building experience, we embrace the challenge to develop boats that excite boaters and improve their boating experience. With an appropriate balance between hand craftsmanship and technological advances we deliver the most sought-after boats available. Innovative. Well appointed. Stylish. Cobalt.

Cobalt dealers, our partners, recognize how equally important an authentic and trusting relationship is to the Cobalt ownership experience. The dealer's perspective towards a Cobalt owner is simply respect and responsiveness. When customers need us, "Drop and run!" is the attitude we strive for every time. Our owners invest in a Cobalt for many reasons, none the least of which is trouble-free boating. In addition, we treat each customer with respect and listen to their needs. The purchase and ownership of a Cobalt creates a friendship, a trusting relationship that serves our boat owners needs and in turn creates a customer who helps us sell more boats.

Together, as Cobalt associates and Cobalt dealers, we believe in looking inward to benchmark our progress towards our aspiration. We have never aimed to be the biggest boat company, just the best. And if our actions follow our words, which in turn follow our objectives, we will together be good stewards of what Cobalt stands for. We are Cobalt...

Welcome to the family.

[WWW.COALTBELTS.COM](http://WWW.COALTBELTS.COM)





# Finely Detailed Craftsmanship

Customer Inspired Detail  
Performance Beyond Speed

## FINELY DETAILED INTERIORS

A hallmark of a Cobalt, hand sewn interiors designed and built in-house by Cobalt craftsmen. Our interiors are characterized by double-needle stitching, real wood trim, and the finest marine-grade fabrics available...

- ☞ Hand-Sewn Interior Details
- ☞ Double-Needle Stitching
- ☞ Warmth and Feel of Premium Materials
- ☞ Hand Crafted Helm with Detailed Stitching
- ☞ Real Wood Trim



## SUPERIOR FOUNDATIONAL CONSTRUCTION

Cobalt then uses a fiberglass structure method that includes a proprietary barrier coat for improved cosmetics and blister resistance. Instead of wood, with its potential for deterioration, a honeycomb composite core is used to optimize strength-to-weight ratio, sound deadening and corrosion resistance. All gelcoat graphics are molded in, where other builders are content with decals.

- ☞ Gelcoat Graphics
- ☞ Barrier Coat - A Cobalt Exclusive
- ☞ 100% Hand-Laid Hulls with Kevlar™
- ☞ Composite Structural Components



A Cobalt is...



Finely Detailed Craftsmanship

# Customer Inspired Innovation

Performance Beyond Speed

## SWIM PLATFORM FUNCTIONALITY

Cobalt swim platforms are large, welcoming and safe. We suspended our platforms low, just above the waterline for easy use in all water-borne activities. Every platform is wrapped with oversized stainless steel tubing for swimmers to hold when in the water (and safely away from the boat's propeller). This high polish, massive tubing also protects the boat from damage around the docks.



## INTERIOR COMFORT AND VERSATILITY

We love listening to our customers. Cobalt owners consistently challenge us to design more and more versatility into each new model. So, we have developed new seating features that let you configure your cockpit and bow seating in several ways to fit your needs. This versatility gives you seats that convert to sun lounges and the option of additional seating or floor space in the bow area.



## REAL WORLD SOLUTIONS A.K.A. INDUSTRY FIRSTS

For over forty years, Cobalt has succeeded by thoughtful design and innovative function. Quietly bringing industry firsts, one after another, to the marketplace. And in time, as these unique features are adopted by other manufacturers, Cobalt continues to show an entire industry exactly the way to go.

- ☞ The first to integrate a bow eye with a scuff plate for protection from trailer marks.
- ☞ Thanks to owner feedback, stainless steel ski tows pop out from flush stowed positions.
- ☞ Stainless steel adjustable poles secure and tighten bimini tops with our innovative built in turnbuckle. No fabric straps here.
- ☞ Auto-retracting dock line system keep lines always ready and right where you need them.
- ☞ Quick-release fender line system lets you preset your bumpers and pop them into a stainless steel fitting instantly.
- ☞ Storage lid cushions have hinges with two knuckles in them, which holds the cushion open while you access the compartment.
- ☞ Years ago Cobalt found a way to sit higher and enjoy the thrill of driving with our flip lip seat bolster. Many have tried... but others just aren't as comfortable.
- ☞ Our windshield door latch is a safer way to ensure the center walk-through door is held securely open. Another first that's often emulated.
- ☞ The extended running surface is perhaps the most imitated component of performance in the boating industry. Cobalt's extended running surface results in quicker planning, firm and true turns, minimized bow rise and greater lift at the stern.



A Cobalt is...



Finely Detailed Craftsmanship  
Customer Inspired Detail

# Performance Beyond Speed

## SAFETY

Rest easy knowing your family's day on the water is safe and secure. We design our boats with taller hull sides to provide a safe and dry ride in rougher water. Little ones safely nestled down in deep bow and cockpit seating while underway. While stopped for a quick swim, our water-level extended swim platforms protects swimmers from the drive unit, at the same time provides a safe and convenient hand-hold.

- ☞ High Freeboard
- ☞ Deep Bow and Cockpit Seating
- ☞ Drive Unit Protection
- ☞ Oversized Stainless Steel Hardware
- ☞ Drier Ride in Rough Water

## HULLS DESIGNED FOR SMOOTH AND SOFT RIDE

Where the big water slaps hard, when the waves pound like asphalt, the hull defines the boat. Over the years, Cobalt engineers have designed and Cobalt crafts-people have built hulls known throughout the industry for unrivalled comfort and quiet responsiveness. Elements that speak to a relaxed and relaxing meaning of "ride." Go for a test drive and your perceptions of what a boat can be, will be changed forever.

- ☞ Deep Deadrise at the Right Locations
- ☞ Extended Running Surface
- ☞ Reverse Chines for Ultimate Control

## UNRIVALLED HANDLING

Cobalt owners are usually the first to say you must drive a Cobalt to fully appreciate their unmistakable ease of handling, their matchless ability to deliver the easiest of cruises in the roughest of waters. Our design team prides themselves on our best-in-class hole shot with no loss of the horizon, cornering "on rails" at even the highest speeds, and staying on plane at low speeds without bow rise. You have to drive it to believe it!

- ☞ Quick On-Plane Without Losing Sight of the Horizon
- ☞ Stay On Plane At Low Speed
- ☞ Cornering On Rails
- ☞ High Speed Stability



# WATER SPORTS **WSS** SERIES

Introducing the Water Sports Series, an option package designed expressly for wakeboarders. And when fused with the intrinsic advantages of traditional Cobalt models the wakeboarding value of a sterndrive is obvious: no need to add ballast to enlarge the wake when a simple adjustment of the drive trim easily does as much.

**Water Sports Tower with Canvas Top** - From its heavy gauge anodized polished aluminum stock to precision machined billet fittings and joints, this tower is pro-athlete strong with lifelong good looks. The perfectly integrated racks to port and starboard carry your four favorite boards in complete security. Solid. Rattle free. Then with a quick release of a swivel lock the racks swing inboard for safe access. Additional options including tower speakers with high-power amplifiers, tower spotlights, and a driver's rear-view mirror expand the water sports experience.

**Exterior Graphics** - The look begins with a split gelcoat hull design available in any combination of standard Cobalt gelcoat colors. Then comes the chrome silver WSS hull crystal cap emblems and transom Water Sports Series badge. And for the finishing touch we're introducing new three inch black chrome COBALT insignias in an edgy chiseled style.

**Interior Styling** - WSS styling continues on the interior with finishing touches that include Water Sports Series badging, and a choice of color matched piping throughout the upholstery. The sound system is presented with upgrades as well, including an iPod™ dock, and larger amplifiers.

**WSS PACKAGE AVAILABLE ON MODELS  
210, 222, 230, 232, 242, 262**



**242WSS**





<b>WSS Features and Options</b>	<b>210 222 230</b>	<b>232 242 262</b>
Water Sports Tower w/Integrated Board Racks	Core Pkg.	Core Pkg.
Tower Bimini Top	Core Pkg.	n.a.
Tower Sun Shade	n.a.	Core Pkg.
Sony Stereo System w/iPod™ Dock	Core Pkg.	Core Pkg.
WSS Hull Side Graphics & Black Cobalt Insignias	Core Pkg.	Core Pkg.
Interior Upgrade (piping colors, WSS Badging)	Core Pkg.	Core Pkg.
Gauge Bezel Upgrade	n.a.	Core Pkg.
Cruise Control (GPS)	Option	Option
Tower Speakers	Option	Option
Tower Speakers (2nd pair)	n.a.	*Option
Transom Stereo Remote	Option	Option
Tower Lights	Option	Option
Driver's Rear-View Mirror	Option	Option
MB Quart Stereo System Upgrade	Option	Option
Satellite Radio	Option	Option

\*Requires MB Quart Stereo System Upgrade.

“The price was more than we were initially looking to spend, but there was a quality to the Cobalt that we could really see in the details and feel in the customer service.

Then we test drove the Cobalt and our minds were set forever.”

Cobalt Boat Owner

# COBALT 210






Terra Brown Interior Selection with Water Weave Carpet  
Shown with Optional Bimini Top



# Equipment and Specifications *210*



## SPECIFICATIONS

Length Overall w/o Swim Platform	20' 4"	(6.20 m)
Length Overall w/ Swim Platform	22' 5"	(6.83 m)
Beam	8' 6"	(2.59 m)
Interior Cockpit Width	89"	(2.26 m)
Deadrise at Transom	20°	(20°)
Fuel Capacity	40 gal.	(151 L)
Freshwater Capacity	10 gal.	(38 L)
Bridge Clearance w/o Bimini	4' 0"	(1.22 m)
Bridge Clearance w/Tower	7' 7"	(2.31 m)
Draft Drive Up	24"	(.61 m)
Draft Drive Down	36"	(.92 m)
Dry Weight	3850 lbs.	(1746 kg)
Boat Certified Capacity	12 persons	
Boat Certified Capacity w/Gear	1650 lbs.	(748 kg)

## MERCUISER POWER

5.0 L MPI Alpha	260 php	194 PKW
5.0 L MPI Bravo 3	260 php	194 PKW
350 Mag MPI Bravo 3	300 php	224 PKW

## VOLVO PENTA POWER

5.0 GXi DP	270 php	201 PKW
5.0 GXi SX	270 php	201 PKW
5.7 Gi DP	300 php	224 PKW

## ENGINE OPTIONS

- Anti-Corrosion System
- Catalytic Emissions Control
- DTS (Merc Only)
- EVC (Volvo Only)
- Ocean-X (Volvo Only)
- Seacore (Merc Only)

## STANDARD EQUIPMENT

### Dash and Instrumentation

- Accessory Power Plug - 12 Volt
- Depth & Water/Air Temp Gauge Pkg.
- Hour Meter
- Leather/Wood Steering Wheel
- Wood Dash/Trim Package

### Stereo

- AM-FM CD w/6 Speakers and Amplifier
- iPod™/MP3 USB Port
- Stereo Remote, Dash

### Exterior

- Anchor Locker
- Bow Scuff Plate, Stainless Steel
- Midships Cleats
- Swim Platform, Extended w/Ladder

### Interior

- Bow Walk-Thru Doors
- Removable Bow and Cockpit Carpet

### Structure / Safety / Performance

- 10/5/3 Year Warranty Protection
- Battery Switch - Single
- Composite Floor
- Composite Transom
- Fiberglass Cockpit Liner
- Fiberglass Stringer System
- Fire Extinguisher, Manual
- Ignition Safety Switch
- Kevlar™ Reinforced Hull
- Stainless Steel Windshield Braces
- Through Prop Exhaust

## OPTIONAL EQUIPMENT

### Canvas

- Bimini Top
- Bow Tonneau Cover
- Cockpit Tonneau Cover
- Mooring Cover

### Dash and Instrumentation

- GPS/Plotter (removable)

### Stereo

- Premium Sound System (req. Dual Batt.)
- Premium Sound System w/Wiring for Tower Speakers
- Satellite Radio System
- Stereo Remote, Transom
- Tower Speakers (req. Prem. Sound, Dual Batt.)

### Exterior

- Black Chrome Cobalt Letters
- Docking Lights-Stainless Steel
- Fender Clips w/Line (4)
- Flagpole w/Flag
- Stainless Steel Tower w/Bimini Top
- Stainless Steel Tower w/Sunshade
- Three Color Custom Graphics
- Transom Shower
- Transom Tilt Switch
- Wakeboard Racks w/Swivel (2) requires tower

### Interior

- Aft Walk-Thru Carpet
- Aft Walk-Thru Filler Cushions
- Air Compressor w/Holder
- Bow Cushion Insert
- Carpet Upgrade, Rivulet (Sand & Terra only)
- Carpet Upgrade, Water Weave (Sand & Terra only)
- Dinette Table w/Cockpit Socket
- Remote Courtesy Lights
- Seat Covers, Terry Cloth (2)
- Stainless Steel Foot Tread (Helm Only))

### Structure / Safety / Performance

- Battery Switch - Dual
- Captain's Call Exhaust
- Captain's Call Plus (w/Mufflers)
- CE Requirements w/Auto Fire Extinguisher
- Cruise Control (Perfect Pass) w/GPS Speed Control
- Fire Extinguisher, Automatic System
- Tool Kit

**WSS**

Water Sports Series Compatible



“In a world dictated by technology and automation,  
it was a pleasure dealing with a company so **people oriented.**”

A Cobalt Owner

# COBALT 222







Terra Brown Interior Selection with Standard Carpet

# Equipment and Specifications *222*



## SPECIFICATIONS

Length Overall w/o Swim Platform	21' 0"	(6.40 m)
Length Overall w/ Swim Platform	23' 7"	(7.11 m)
Beam	8' 6"	(2.59 m)
Interior Cockpit Width	89"	(2.25 m)
Deadrise at Transom	21°	(21°)
Fuel Capacity	50 gal.	(189 L)
Freshwater Capacity	10 gal.	(38 L)
Bridge Clearance w/o Bimini	4' 9"	(1.45 m)
Bridge Clearance w/Tower	7' 6"	(2.29 m)
Draft, Drive Up	26"	(.66 m)
Draft, Drive Down	36"	(.91 m)
Dry Weight	4100 lbs.	(1860 kg)
Boat Certified Capacity	12 persons	
Boat Certified Capacity w/Gear	1800 lbs.	(816 kg)

## MERCURISER POWER

5.0 L MPI Bravo 3	260 php	194 PKW
350 Mag MPI Bravo 3	300 php	224 PKW
377 Mag MPI Bravo 3	320 php	239 PKW

## VOLVO PENTA POWER

5.0 GXi DP	270 php	201 PKW
5.7 Gi DP	300 php	224 PKW
5.7 GXi DP	320 php	239 PKW

## ENGINE OPTIONS

- Anti-Corrosion System
- Catalytic Emissions Control
- DTS (Merc Only)
- EVC (Volvo Only)
- Ocean-X (Volvo Only)
- Seacore (Merc Only)

## STANDARD EQUIPMENT

### Dash and Instrumentation

- Accessory Power Plug - 12 Volt
- Depth & Water/Air Temp Gauge Pkg.
- Hour Meter
- Leather Steering Wheel

### Stereo

- AM-FM CD w/6 Speakers and Amplifier
- iPod™/MP3 USB Port
- Stereo Remote, Dash

### Exterior

- Anchor Locker
- Bow Scuff Plate, Stainless Steel
- Midships Cleats
- Stainless Top Trim Windshield
- Swim Platform, Extended w/Ladder
- Telescoping Ski Pylon

### Interior

- Bow Walk-Thru Doors
- Removable Bow and Cockpit Carpet

### Structure / Safety / Performance

- 10/5/3 Year Warranty Protection
- Battery Switch - Single
- Composite Floor
- Composite Transom
- Fiberglass Cockpit Liner
- Fiberglass Stringer System
- Fire Extinguisher, Manual
- Ignition Safety Switch
- Kevlar™ Reinforced Hull
- Stainless Steel Windshield Braces
- Through Prop Exhaust

## OPTIONAL EQUIPMENT

### Canvas

- Bimini Top
- Bow Tonneau Cover
- Cockpit Tonneau Cover
- Mooring Cover

### Dash and Instrumentation

- GPS/Plotter (removable)
- Wood Dash/Trim Package

### Stereo

- Premium Sound System (req. Dual Batt)
- Premium Sound System w/Wiring for Tower Speakers
- Satellite Radio System
- Stereo Remote, Transom
- Tower Speakers (req. Prem. Sound, Dual Batt.)

### Exterior

- Black Chrome Cobalt™ Letters
- Deck Stripe
- Docking Lights-Stainless Steel
- Fender Clips w/Line (4)
- Flagpole w/Flag
- Motorbox Actuator
- Stainless Steel Tower w/Bimini Top
- Stainless Steel Tower w/Sunshade
- Three Color Custom Graphics
- Transom Shower
- Transom Tilt Switch
- Wakeboard Racks w/Swivel (2) requires tower

### Interior

- Aft Walk-Thru Carpet
- Aft Walk-Thru Filler Cushion
- Air Compressor w/Holder
- Bow Cushion Insert
- Carpet Upgrade, Rivulet (Sand & Terra only)
- Carpet Upgrade, Water Weave (Sand & Terra only)
- Dinette Table w/cockpit socket
- Remote Courtesy Lights
- Seat Covers, Terry Cloth
- Stainless Steel Foot Tread (Helm Only)

### Structure / Safety / Performance

- Battery Switch - Dual
- Captain's Call Exhaust
- Captain's Call Plus (w/Mufflers)
- CE Requirements w/Automatic Fire Extinguisher
- Cruise Control (Perfect Pass) w/GPS Speed Control
- Fire Extinguisher, Automatic System
- Tool Kit
- Trim Tabs



**WSS**

Water Sports Series Compatible

“Cobalt has raised the trailer boat standards to a level  
matched by few and exceeded by none.”

TrailerBoats Magazine

# COBALT 230







# Equipment and Specifications *230*



## SPECIFICATIONS

Length Overall w/o Swim Platform	21' 10"	(6.65 m)
Length Overall w/ Swim Platform	24' 0"	(7.31 m)
Beam	8' 6"	(2.59 m)
Interior Cockpit Width	89"	(2.26 m)
Deadrise at Transom	20°	(20°)
Fuel Capacity	50 gal.	(189 L)
Freshwater Capacity	10 gal.	(38 L)
Bridge Clearance w/o Bimini	4' 3"	(1.30 m)
Bridge Clearance w/Tower	7' 4"	(2.24 m)
Draft, Drive Up	24"	(.61 m)
Draft, Drive Down	36"	(.91 m)
Dry Weight	4150 lbs.	(1882 kg)
Boat Certified Capacity	12 persons	
Boat Certified Capacity w/Gear	1650 lbs.	(748 kg)

## MERCURISER POWER

350 Mag MPI Bravo 3	300 php	224 PkW
377 Mag MPI Bravo 3	320 php	239 PkW
496 Mag MPI Bravo 3	375 php	280 PkW
496 Mag HO Bravo 3 X	425 php	317 PkW

## VOLVO PENTA POWER

5.7 Gi DP	300 php	224 PkW
5.7 GXi DP	320 php	239 PkW
8.1 Gi DP	375 php	280 PkW

## ENGINE OPTIONS

Anti-Corrosion System  
 Catalytic Emissions Control  
 DTS (Merc Only)  
 EVC (Volvo Only)  
 Ocean-X (Volvo Only)  
 Seacore (Merc Only)

## STANDARD EQUIPMENT

**Dash and Instrumentation**  
 Accessory Power Plug - 12 Volt  
 Depth & Water/Air Temp Gauge Pkg.  
 Hour Meter  
 Wood Dash/Trim Package  
 Wood/Leather Steering Wheel

**Stereo**  
 AM-FM CD w/6 Speakers and Amplifier  
 iPod™/MP3 USB Port  
 Stereo Remote, Dash

**Exterior**  
 Anchor Locker  
 Bow Scuff Plate, Stainless Steel  
 Midships Cleats  
 Swim Platform, Extended w/Ladder  
 Telescoping Ski Pylon

**Interior**  
 Bow Walk-Thru Doors  
 Removable Bow and Cockpit Carpet

**Structure / Safety / Performance**  
 10/5/3 Year Warranty Protection  
 Battery Switch - single  
 Composite Floor  
 Composite Transom  
 Fiberglass Cockpit Liner  
 Fiberglass Stringer System  
 Fire Extinguisher, Manual  
 Ignition Safety Switch  
 Kevlar™ Reinforced Hull  
 Stainless Steel Windshield Braces  
 Through Prop Exhaust

## OPTIONAL EQUIPMENT

**Canvas**  
 Bimini Top  
 Bow Tonneau Cover  
 Cockpit Tonneau Cover  
 Mooring Cover

**Dash and Instrumentation**  
 GPS/Plotter (removable)

**Stereo**  
 Premium Sound System (req. Dual Batt)  
 Premium Sound System w/Wiring for Tower Speakers  
 Satellite Radio System  
 Stereo Remote, Transom  
 Tower Speakers (req. Prem. Sound, Dual Batt.)

**Exterior**  
 Black Chrome Cobalt Letters and Logo™  
 Docking Lights-Stainless Steel  
 Fender Clips w/Line (4)  
 Flaggpole w/Flag  
 Stainless Steel Tower w/Bimini Top  
 Stainless Steel Tower w/Sunshade  
 Swim Platform Transom Lighting  
 Three Color Custom Graphics  
 Transom Shower  
 Transom Tilt Switch  
 Wakeboard Racks w/Swivel (2) requires tower

**Interior**  
 Aft Walk-Thru Carpet  
 Aft Walk-Thru Filler Cushions  
 Air Compressor w/Holder  
 Bow Cushion Insert  
 Carpet Upgrade, Rivulet (Sand & Terra only)  
 Carpet Upgrade, Water Weave (Sand & Terra only)  
 Dinette Table w/cockpit socket  
 Remote Courtesy Lights  
 Seat Covers, Terry Cloth  
 Stainless Steel Foot Tread (Helm Only)

**Structure / Safety / Performance**  
 Battery Switch - Dual  
 Captain's Call Exhaust  
 Captain's Call Plus (w/Mufflers)  
 CE Requirements w/Automatic Fire Extinguisher  
 Cruise Control (Perfect Pass) w/GPS Speed Control  
 Fire Extinguisher, Automatic System  
 Tool Kit



**WSS**  
 Water Sports Series Compatible

“Mention the name Cobalt and the bywords that instantly come to mind are unmatched luxury, phenomenal workmanship, and innovative styling.”

Powerboat Magazine

# COBALT 232







# Equipment and Specifications *232*



## SPECIFICATIONS

Length Overall w/o Swim Platform	22' 6"	(6.86 m)
Length Overall w/ Swim Platform	25' 1"	(7.64 m)
Beam	8' 6"	(2.59 m)
Interior Cockpit Width	89"	(2.26)
Deadrise at Transom	21°	(21°)
Fuel Capacity	50 gal.	(189 L)
Freshwater Capacity	10 gal.	(38 L)
Bridge Clearance w/o Bimini	4' 9"	(1.45 m)
Bridge Clearance w/Tower	7' 6"	(2.29 m)
Draft, Drive Up	26"	(.66 m)
Draft, Drive Down	36"	(.91 m)
Dry Weight	4165 lbs.	(1886 kg)
Boat Certified Capacity	12 persons	
Boat Certified Capacity w/Gear	1800 lbs.	(816 kg)

## MERCRUISER POWER

350 Mag MPI Bravo 3	300 php	224 PkW
377 Mag MPI Bravo 3	320 php	239 PkW
496 Mag MPI Bravo 3	375 php	280 PkW
496 Mag HO Bravo 3 X	425 php	317 PkW

## VOLVO PENTA POWER

5.7 Gi DP	300 php	224 PkW
5.7 GXi DP	320 php	239 PkW
8.1 Gi DP	375 php	280 PkW

## ENGINE OPTIONS

Anti-Corrosion System  
Catalytic Emissions Control  
DTS (Merc Only)  
EVC (Volvo Only)  
Ocean-X (Volvo Only)  
Seacore (Merc Only)

## STANDARD EQUIPMENT

### Dash and Instrumentation

Accessory Power Plug - 12 Volt  
Depth & Water/Air Temp Gauge Pkg.  
Hour Meter  
Leather Steering Wheel

### Stereo

AM-FM CD w/6 Speakers and Amplifier  
iPod™/MP3 USB Port  
Stereo Remote, Dash

### Exterior

Anchor Locker  
Bow Scuff Plate, Stainless Steel  
Midships Cleats  
Stainless Top Trim Windshield  
Swim Platform, Extended w/Ladder  
Telescoping Ski Pylon

### Interior

Bow Walk-Thru Doors  
Removable Bow and Cockpit Carpet

### Structure / Safety / Performance

10/5/3 Year Warranty Protection  
Battery Switch - Single  
Composite Floor  
Composite Transom  
Fiberglass Cockpit Liner  
Fiberglass Stringer System  
Fire Extinguisher, Manual  
Ignition Safety Switch  
Kevlar™ Reinforced Hull  
Stainless Steel Windshield Braces  
Through Prop Exhaust

## OPTIONAL EQUIPMENT

### Canvas

Bimini Top  
Bow Tonneau Cover  
Cockpit Tonneau Cover  
Mooring Cover

### Dash and Instrumentation

GPS/Plotter (removable)  
Wood Dash/Trim Package

### Stereo

Premium Sound System (req. Dual Batt)  
Premium Sound System w/Wiring for Tower Speakers  
Satellite Radio System  
Stereo Remote, Transom  
Tower Speakers (req. Prem. Sound, Dual Batt.)

### Exterior

Black Chrome Cobalt Letters and Logo  
Deck Stripe  
Docking Lights-Stainless Steel  
Fender Clips w/Line (4)  
Flagpole w/Flag  
Motorbox Actuator  
Stainless Steel Tower w/Bimini Top  
Stainless Steel Tower w/Sunshade  
Three Color Custom Graphics  
Transom Shower  
Transom Tilt Switch  
Wakeboard Racks w/Swivel (2) requires tower

### Interior

Aft Walk-Thru Carpet  
Aft Walk-Thru Filler Cushion  
Air Compressor w/Holder  
Bow Cushion Insert  
Carpet Upgrade, Rivulet (Sand & Terra only)  
Carpet Upgrade, Water Weave (Sand & Terra only)  
Dinette Table w/cockpit socket  
Remote Courtesy Lights  
Seat Covers, Terry Cloth  
Stainless Steel Foot Tread (Helm Only)

### Structure / Safety / Performance

Battery Switch - Dual  
Captain's Call Exhaust  
Captain's Call Plus (w/Mufflers)  
CE Requirements w/Automatic Fire Extinguisher  
Cruise Control (Perfect Pass) w/GPS Speed Control  
Fire Extinguisher, Automatic System  
Tool Kit  
Trim Tabs



**WSS**  
Water Sports Series Compatible

“We didn’t know what we were putting up with in our previous brand boats, until buying a new Cobalt. The **comfort and performance** is outstanding. Plus, the Cobalt puts out a great wakeboard wake, to boot.”

A Cobalt Owner


# COBALT 242







# Equipment and Specifications *242*



## SPECIFICATIONS

Length Overall w/o Swim Platform	23' 11"	(7.29 m)
Length Overall w/ Swim Platform	25' 11"	(7.90 m)
Beam	8' 6"	(2.59 m)
Interior Cockpit Width	87"	(2.20 m)
Deadrise at Transom	21°	(21°)
Fuel Capacity	50 gal.	(189 L)
Freshwater Capacity	10 gal.	(38 L)
Bridge Clearance w/o Bimini	5' 3"	(1.60 m)
Bridge Clearance w/Tower	8' 2"	(2.49 m)
Draft, Drive Up	21"	(.53 m)
Draft, Drive Down	37"	(.94 m)
Dry Weight	4600 lbs.	(2087 m)
Boat Certified Capacity	13 persons	
Boat Certified Capacity w/gear	2250 lbs.	(1021 kg)

## MERCRUISER POWER

350 Mag MPI Bravo 3	300 php	224 PkW
377 Mag MPI Bravo 3	320 php	239 PkW
496 Mag MPI Bravo 3	375 php	280 PkW
496 Mag HO Bravo 3X	425 php	317 PkW

## VOLVO PENTA POWER

5.7 Gi DP	300 php	224 PkW
5.7 GXi DP	320 php	239 PkW
8.1 Gi DP	375 php	280 PkW

## ENGINE OPTIONS

- Anti-Corrosion System
- Catalytic Emissions Control
- DTS (Merc Only)
- EVC (Volvo Only)
- Ocean-X (Volvo Only)
- Seacore (Merc Only)

## STANDARD EQUIPMENT

### Dash and Instrumentation

- Accessory Power Plug - 12 Volt
- Depth & Water/Air Temp Gauge Pkg.
- Hour Meter
- Leather Steering Wheel

### Stereo

- AM-FM CD w/6 Speakers and Amplifier
- iPod™/MP3 USB Port
- Stereo Remote, Dash

### Exterior

- Anchor Locker
- Bow Scuff Plate, Stainless Steel
- Midships Cleats
- Removable Ski Pylon
- Stainless Top Trim Windshield
- Swim Platform, Extended w/Ladder

### Interior

- Aft Sunpad w/Adjustable Headrest
- Bow Walk-Thru Doors
- Removable Bow and Cockpit Carpet

### Structure / Safety / Performance

- 10/5/3 Year Warranty Protection
- Battery Switch - Single
- Composite Floor
- Composite Transom
- Fiberglass Cockpit Liner
- Fiberglass Stringer System
- Fire Extinguisher, Manual
- Ignition Safety Switch
- Kevlar™ Reinforced Hull
- Stainless Steel Windshield Braces
- Through Prop Exhaust

## OPTIONAL EQUIPMENT

### Canvas

- Bimini Top
- Bow Tonneau Cover
- Cockpit Tonneau Cover
- Mooring Cover

### Dash and Instrumentation

- GPS/Plotter (removable)
- Wood Dash/Trim Package

### Stereo

- Premium Sound System (req. Dual Batt)
- Premium Sound System w/Wiring for Tower Speakers
- Satellite Radio System
- Stereo Remote, Transom
- Tower Speakers (req. Prem. Sound, Dual Batt.)

### Exterior

- Black Chrome Cobalt Letters and Logo
- Docking Lights-Stainless Steel
- Fender Clips w/Line (4)
- Flagpole w/Flag
- Motorbox Actuator
- Portal Light (1 in Head Compartment)
- Stainless Steel Tower w/Bimini Top
- Stainless Steel Tower w/Sunshade
- Swim Platform Transom Lighting
- Three Color Custom Graphics
- Transom Shower
- Transom Tilt Switch
- Wakeboard Racks w/Swivel (2) requires tower

### Interior

- Aft Walk-Thru Carpet
- Aft Walk-Thru Gate
- Air Compressor w/Holder
- Bow Cushion Insert, Port & Stbd.
- Carpet Upgrade, Rivulet (Sand & Terra only)
- Carpet Upgrade, Water Weave (Sand & Terra only)
- Dinette Table w/cockpit socket
- Head w/Electric Porcelain Toilet
- Head w/Electric Porcelain Toilet, Macerator
- Head w/Porta Potti
- Head w/Pump Out Porta Potti
- Head w/Pump Out Porta Potti, Macerator
- Remote Courtesy Lights
- Seat Covers, Terry Cloth
- Sink Console (Head Compartment)
- Stainless Steel Foot Tread (Helm Only)

### Structure / Safety / Performance

- Battery Switch - Dual
- Captain's Call Exhaust
- Captain's Call Plus (w/Mufflers)
- CE Requirements w/Automatic Fire Extinguisher
- Cruise Control (Perfect Pass) w/GPS Speed Control
- Fire Extinguisher, Automatic System
- Tool Kit
- Trim Tabs
- Windlass w/Line, Chain & Anchor



**WSS**  
Water Sports Series Compatible

“Some boat companies achieve the perception of luxury through marketing. Some companies, like Cobalt, build a boat of such quality that it speaks for itself.”

Boating Magazine


# COBALT 262







# Equipment and Specifications 262



## SPECIFICATIONS

Length Overall w/o Swim Platform	25' 7"	(7.80 m)
Length Overall w/ Swim Platform	27' 7"	(8.41 m)
Beam	8' 6"	(2.59 m)
Interior Cockpit Width	89"	(2.26 m)
Deadrise at Transom	21°	(21°)
Fuel Capacity	73 gal.	(276 L)
Freshwater Capacity	10 gal.	(38 L)
Waste Capacity	11 gal.	(42 L)
Bridge Clearance w/o Bimini	5' 3"	(1.60 m)
Bridge Clearance w/Tower	8' 2"	(2.49 m)
Draft, Drive Up	21"	(.53 m)
Draft, Drive Down	37"	(.94 m)
Dry Weight	5425 lbs.	(2461 kg)
Boat Certified Capacity	15 persons	
Boat Certified Capacity w/gear	2585 lbs.	(1173 kg)

## MERCUISER POWER

377 Mag MPI Bravo 3	320 php	239 PkW
496 Mag MPI Bravo 3	375 php	280 PkW
496 Mag HO Bravo 3X	425 php	317 PkW

## VOLVO PENTA POWER

5.7 GXi DP	320 php	239 PkW
8.1 Gi DP	375 php	280 PkW
8.1 GXi DP	420 php	313 PkW

## ENGINE OPTIONS

Anti-Corrosion System  
Catalytic Emissions Control  
DTS (Merc Only)  
EVC (Volvo Only)  
Ocean-X (Volvo Only)  
Seacore (Merc Only)

## STANDARD EQUIPMENT

### Dash and Instrumentation

Accessory Power Plug - 12 Volt  
Depth & Water/Air Temp Gauge Pkg.  
Hour Meter  
Leather Steering Wheel

### Stereo

AM-FM CD w/6 Speakers and Amplifier  
iPod™/MP3 USB Port  
Stereo Remote, Dash

### Exterior

Anchor Locker  
Bow Scuff Plate, Stainless Steel  
Midships Cleats  
Removable Ski Pylon  
Stainless Top Trim Windshield  
Swim Platform, Extended w/Ladder

### Interior

Aft Sunpad w/Adjustable Headrest  
Bow Walk-Thru Doors  
Head w/Porta Potti  
Removable Bow and Cockpit Carpet

### Structure / Safety / Performance

10/5/3 Year Warranty Protection  
Battery Switch - Single  
Composite Floor  
Composite Transom  
Fiberglass Cockpit Liner  
Fiberglass Stringer System  
Fire Extinguisher, Manual  
Ignition Safety Switch  
Kevlar™ Reinforced Hull  
Stainless Steel Windshield Braces  
Through Prop Exhaust

## OPTIONAL EQUIPMENT

### Canvas

Bimini Top  
Bow Tonneau Cover  
Cockpit Tonneau Cover  
Mooring Cover

### Dash and Instrumentation

GPS/Plotter (removable)  
Wood Dash/Trim Package

### Stereo

Premium Sound System (req. Dual Batt)  
Premium Sound System w/Wiring for Tower Speakers  
Satellite Radio System  
Stereo Remote, Transom  
Tower Speakers (req. Prem. Sound, Dual Batt.)

### Exterior

Black Chrome Cobalt Letters and Logo  
Docking Lights-Stainless Steel  
Fender Clips w/Line (4)  
Flagpole w/Flag  
Motorbox Actuator  
Portal Light (1 in Head Compartment)  
Stainless Steel Tower w/Bimini Top  
Stainless Steel Tower w/Sunshade  
Swim Platform Transom Lighting  
Three Color Custom Graphics  
Transom Shower  
Transom Tilt Switch  
Wakeboard Racks w/Swivel (2) requires tower

### Interior

Aft Walk-Thru Carpet  
Aft Walk-Thru Gate  
Air Compressor w/Holder  
Bow Cushion Insert, Port & Stbd.  
Carpet Upgrade, Rivulet (Sand & Terra only)  
Carpet Upgrade, Water Weave (Sand & Terra only)  
Dinette Table w/cockpit socket  
Head w/Electric Porcelain Toilet  
Head w/Electric Porcelain Toilet w/Macerator  
Head w/Pump Out Porta Potti  
Head w/Pump Out Porta Potti, Macerator  
Remote Courtesy Lights  
Seat Covers, Terry Cloth  
Sink Console (Head Compartment)  
Stainless Steel Foot Tread (Helm Only)

### Structure / Safety / Performance

Battery Switch - Dual  
Captain's Call Exhaust  
Captain's Call Plus (w/Mufflers)  
CE Requirements w/Automatic Fire Extinguisher  
Cruise Control (Perfect Pass) w/GPS Speed Control  
Fire Extinguisher, Automatic System  
Tool Kit  
Trim Tabs  
Windlass w/Line, Chain & Anchor



**WSS**  
Water Sports Series compatible

“The company’s *no-compromises* corporate philosophy seems to have taken firm hold in a world where too many boat builders tend to devalue terms like ‘quality’ by not delivering it.”

Powerboat Reports

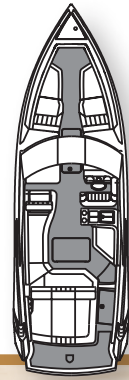
# COBALT 276







# Equipment and Specifications 276



## SPECIFICATIONS

Length Overall w/ Swim Platform	27' 6"	8.38 m
Beam	8' 6"	2.59 m
Interior Cockpit Width	87"	2.20 m
Deadrise at Transom	21°	21°
Fuel Capacity	95 gal	360 L
Freshwater Capacity	10 gal	37.8 L
Bridge Clearance w/o Bimini	4' 11"	1.50 m
Bridge Clearance w/Arch	6' 7"	2.02 m
Draft Drive Up	27"	.69 m
Draft Drive Down	39"	.99 m
Dry Weight	5500 lbs	2495 kg
Boat Certified Capacity	Yacht Certified	

## MERCUISER POWER

496 Mag MPI Bravo 3	375 php	280 PKW
496 Mag HO Bravo 3X	425 php	317 PKW

## VOLVO PENTA POWER

8.1 Gi DP	375 php	280 PKW
8.1 GXi DP	420 php	313 PKW

## ENGINE OPTIONS

- Anti-Corrosion System
- Catalytic Emissions Control
- DTS (Merc Only)
- EVC (Volvo Only)
- Ocean-X (Volvo Only)
- Seacore (Merc Only)

## STANDARD EQUIPMENT

### Dash and Instrumentation

- Accessory Power Plug - 12 Volt
- Compass
- Depth & Water/Air Temp Gauge Pkg.
- Hour Meter
- Wood Dash/Trim Package

### Stereo

- AM-FM CD w/6 Speakers and Amplifier
- iPod™/MP3 USB Port
- Stereo Remote, Dash

### Exterior

- Aluminum Windshield w/Stainless Steel Cap
- Anchor Locker
- Bow Scuff Plate, Stainless Steel
- Midships Cleats
- Motorbox Actuator
- Removable Ski Pylon
- Stainless Steel Engine Vents
- Swim Platform w/Stbd. Boarding Ladder

### Interior

- Aft Sunpad w/Adjustable Headrest
- Bow Walk-Thru Doors
- Cockpit Storage Console
- Double Wide Helm Seat
- Head w/Porta Potti
- L" Lounge Cockpit Seating
- Removable Bow and Cockpit Carpet
- Sink Console (head compartment)
- Trash Receptacle

### Structure / Safety / Performance

- 10/5/3 Year Warranty Protection
- Battery Switch - single
- Composite Floor
- Fiberglass Cockpit Liner
- Fiberglass Stringer System
- Fire Extinguisher, Manual
- Ignition Safety Switch
- Kevlar™ Reinforced Hull
- Stainless Steel Windshield Braces
- Through Prop Exhaust

## OPTIONAL EQUIPMENT

### Canvas

- Bimini Top
- Bow Tonneau Cover
- Cockpit Tonneau Cover
- Mooring Cover

### Dash and Instrumentation

- GPS (Color) - In Dash
- Rudder Indicator

### Stereo

- Premium Sound System (req. Dual Batt.)
- Premium Sound System w/Transom Speakers
- Satellite Radio System
- Stereo Remote, Transom

### Exterior

- Arch Lighting - Tri Color
- Black Chrome Cobalt Letters and Logo
- Docking Lights-Stainless Steel
- Fender Clips w/line (4)
- Flagpole w/Flag
- Portal Light (1 in Head Compartment)
- Stainless Steel Arch w/Bimini Top
- Swim Platform Transom Lighting
- Teak Deck Trim
- Teak Swim Platform & Aft Walk-Thru
- Three Color Custom Graphics
- Transom Shower
- Transom Tilt Switch
- Underwater Lighting

### Interior

- Aft Walk-Thru Carpet
- Air Compressor w/Holder
- Bow Lounge Filler Cushion Set, fwd. & mid
- Carpet Upgrade, Rivulet (Sand & Terra only)
- Carpet Upgrade, Water Weave (Sand & Terra only)
- Cockpit Heater
- Cockpit Storage Console w/Sink and Faucet
- Dinette Table w/cockpit socket
- Grey Water System
- Head w/Electric Porcelain Toilet
- Head w/Electric Porcelain Toilet, Macerator
- Head w/Pump Out Porta Potti
- Head w/Pump Out Porta Potti, Macerator
- Remote Courtesy Lights
- Stainless Steel Foot Tread (Helm Only)

### Structure / Safety / Performance

- Battery Switch - Dual
- Captain's Call Plus (w/Mufflers)
- CE Requirements w/Automatic Fire Extinguisher
- Fire Extinguisher, Automatic System
- Tool Kit
- Trim Tabs w/Indicator
- Windlass w/Line, Chain & Anchor



“Step aboard Cobalt’s 296, and you’ll discover upscale boating beyond the pale.”

Boating Magazine

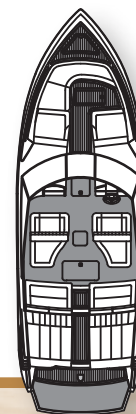
# COBALT 296







# Equipment and Specifications 296



## SPECIFICATIONS

Length Overall w/ Swim Platform	30' 2"	9.19 m
Hull Length	28' 5"	8.69 m
Beam	9' 5"	2.90 m
Interior Cockpit Width	8' 8"	2.64 m
Deadrise at Transom	21°	21°
Fuel Capacity	123 gal	457 L
Freshwater Capacity	18 gal	68 L
Holding Tank Capacity	18 gal	68 L
Bridge Clearance w/o Bimini	4' 11"	1.49 m
Bridge Clearance w/Arch	7' 11"	2.41 m
Draft Drive Single Eng.	25"	63.5 cm
Draft Drive Down, Single Eng.	37"	93.9 cm
Draft Drive Up, Twin Eng.	27"	68.6 cm
Draft Drive Down, Twin Eng.	39"	99 cm
Dry Weight, w/Single Engine	7350 lbs	3334 kg
Dry Weight, w/Twin Engines	8740 lbs	3964 kg
Boat Certified Capacity	Yacht Certified	

## MERCUISER POWER

Single 496 Mag HO Bravo 3X	425 php	317 PKW
Twin 350 Mag MPI Bravo 3	300 php	224 PKW
Twin 377 Mag MPI Bravo 3	320 php	239 PKW
Twin 496 Mag MPI Bravo 3	375 php	280 PKW
Twin 496 Mag HO Bravo 3X	425 php	317 PKW

## VOLVO PENTA POWER

Single 8.1 GXi DP	420 php	313 PKW
Twin 5.7 Gi DP	300 php	224 PKW
Twin 5.7 GXi DP	320 php	239 PKW
Twin 8.1 Gi DP	375 php	280 PKW
Twin 8.1 GXi DP	420 php	313 PKW

## ENGINE OPTIONS

Anti-Corrosion System  
 Axis Joystick Control Joystick Control Basic (includes DTS) - Merc twin only  
 Catalytic Emissions Control  
 DTS (Merc Only)  
 EVC (Volvo Only)  
 Ocean-X (Volvo Only)  
 Seacore (Merc Only)  
 Sterndrive Joystick System (Includes EVC) - Volvo twin only

## STANDARD EQUIPMENT

**Dash and Instrumentation**  
 Accessory Power Plug - 12 Volt  
 Binnacle Mount Control-Single Engine  
 Compass  
 Depth & Water/Air Temp Gauge Pkg.  
 Hour Meter  
 Leather Steering Wheel  
 Livorsi Engine Controls-Twin Engines

**Stereo**  
 AM-FM CD w/6 Speakers & Amplifier  
 iPod™/MP3 USB Port  
 Stereo Remote, Dash

**Exterior**  
 Aluminum Windshield w/SS Top Cap  
 Anchor Locker  
 Bow Scuff Plate, Stainless Steel  
 Midships Cleats  
 Motorbox Actuator  
 Stainless Steel Engine Vents  
 Swim Platform, Extended w/Ladder

**Interior**  
 Aft Walk-Thru Carpet  
 Air Compressor w/Holder  
 Bow Walk-Thru Doors  
 Double-Wide Helm Seat w/Adj. Backrest  
 Double-Wide Passenger Seat w/Adj. Backrest  
 Head w/Pump Out Porta Potti  
 Removable Bow and Cockpit Carpet

## Structure / Safety / Performance

10/5/3 Year Warranty Protection  
 Battery Switch - Dual  
 Composite Floor  
 Composite Transom  
 Fiberglass Cockpit Liner  
 Fiberglass Stringer System  
 Fire Extinguisher, Manual  
 Ignition Safety Switch  
 Kevlar™ Reinforced Hull Reinforced Hull  
 Stainless Steel Windshield Braces  
 Through Prop Exhaust

## OPTIONAL EQUIPMENT

### Canvas

Bimini Top  
 Bow Tonneau Cover  
 Cockpit Tonneau Cover  
 Mooring Cover

### Dash and Instrumentation

GPS Unit, Color (replaces compass)  
 Livorsi Engine Controls-Single Engine  
 Rudder Indicator, Merc (na w/twin engines)  
 Rudder Indicator, Volvo (na w/twin engines)  
 Satellite Weather System  
 Windshield Wiper-Starboard  
 Wood Dash/Trim Package

### Stereo

Premium Sound System  
 Premium Sound System w/Transom Speakers  
 Satellite Radio System  
 Stereo Remote, Transom

### Exterior

Arch Lighting, Tri- Color  
 Black Chrome Cobalt Letters and Logo  
 Docking Lights-Stainless Steel  
 Fender Clips w/Line (4)  
 Flaggpole w/Flag  
 Portal Light (1 in Head Compartment)  
 Retractable Dock Lines  
 Stainless Steel Arch w/Bimini Top  
 Stainless Steel Arch w/Hardtop  
 Swim Platform Transom Lighting  
 Teak Deck Trim  
 Three Color Custom Graphics  
 Transom Shower  
 Transom Tilt Switch, single engine  
 Transom Tilt Switch, twin engines  
 Underwater Lighting

### Interior

Aft Walk-Thru Filler Cushions  
 Aft Vinyl Seating (in lieu of Sunbrella™ Pillows)  
 Bow Cushion Insert  
 Carpet Upgrade, Rivulet (Sand & Terra only)  
 Carpet Upgrade, Water Weave (Sand & Terra only)  
 Cockpit Heater  
 Dinette Table (w/Bow & Cockpit Socket)  
 Galley Unit  
 Grey Water System  
 Head w/Pump Out Porta Potti, Macerator  
 Head w/VacuFlush  
 Head w/VacuFlush, Macerator  
 Refrigerator  
 Remote Courtesy Lights  
 Stainless Steel Foot Tread (Helm Only)  
 Teak Floor Package

### Structure / Safety / Performance

Captain's Call Exhaust  
 Captain's Call Plus (w/Mufflers)  
 CE Requirements w/Auto Fire Extinguisher  
 Fire Extinguisher, Automatic System  
 Tool Kit  
 Trim Tabs  
 Windlass w/Line, Chain & Anchor



“The company’s *no-compromises* corporate philosophy seems to have taken firm hold in a world where too many boat builders tend to devalue terms like ‘quality’ by not delivering it.”

Powerboat Reports


# COBALT 302







# Equipment and Specifications 302



## SPECIFICATIONS

Length Overall w/o Swim Platform	29' 9"	(9.07 m)
Length Overall w/ Swim Platform	31' 6"	(9.60 m)
Beam	9' 11"	(3.02 m)
Interior Cockpit Width	104"	(2.64 m)
Deadrise at Transom	22°	(22°)
Fuel Capacity	150 gal.	(568 L)
Freshwater Capacity	30 gal.	(114 L)
Waste Capacity	10 gal.	(38 L)
Bridge Clearance w/o Bimini	5' 9"	(1.75 m)
Bridge Clearance w/Arch	8' 2"	(2.49 m)
Draft, Drive Up	26"	(.66 m)
Draft, Drive Down	44"	(1.12 m)
Dry Weight	9880 lbs.	(4481 kg)
Boat Certified Capacity	Yacht Certified	

## MERCUISER POWER

Twin 350 Mag MPI Bravo 3	300 php	224 PKW
Twin 377 Mag MPI Bravo 3	320 php	239 PKW
Twin 496 Mag MPI Bravo 3	375 php	280 PKW
Twin 496 Mag HO Bravo 3X	425 php	317 PKW

## VOLVO PENTA POWER

Twin 5.7 Gi DP	300 php	224 PKW
Twin 5.7 GXi DP	320 php	239 PKW
Twin 8.1 Gi DP	375 php	280 PKW
Twin 8.1 GXi DP	420 php	313 PKW

## ENGINE OPTIONS

- Anti-Corrosion System
- Axius Joystick Control Premier (includes DTS) - Merc only
- Catalytic Emissions Control
- DTS (Merc Only)
- EVC (Volvo Only)
- Ocean-X (Volvo Only)
- Seacore (Merc Only)

## STANDARD EQUIPMENT

### Dash and Instrumentation

- Accessory Power Plug - 12 Volt
- Compass
- Depth & Water/Air Temp Gauge Pkg.
- Hour Meters
- Leather Steering Wheel
- Livorsi Engine Controls

### Stereo

- AM-FM CD w/6 Speakers & Amplifier
- iPod™/MP3 USB Port
- Stereo Remote, Dash

### Exterior

- Anchor Locker
- Bow Scuff Plate, Stainless Steel
- Midships Cleats
- Motorbox Actuator
- Stainless Steel Engine Vents
- Swim Platform, Extended w/Ladder
- Transom Storage/Ice Chest

### Interior

- Aft Walk-Thru Carpet
- Air Compressor w/Holder
- Bow Cushion Insert
- Bow Walk-Thru Doors
- Cockpit Galley Unit
- Dinette Table
- Double-Wide Helm Seat
- Head w/Pump Out Porta Potti
- Removable Bow and Cockpit Carpet

### Structure / Safety / Performance

- 10/5/3 Year Warranty Protection
- Battery Switch - Dual
- Composite Floor
- Composite Transom
- Fiberglass Cockpit Liner
- Fiberglass Stringer System
- Fire Extinguisher; Manual
- Ignition Safety Switch
- Kevlar™ Reinforced Hull
- Stainless Steel Windshield Braces
- Through Prop Exhaust

## OPTIONAL EQUIPMENT

### Canvas

- Bimini Top
- Bow Tonneau Cover
- Cockpit Tonneau Cover
- Mooring Cover

### Dash and Instrumentation

- GPS Unit, Color (replaces compass)
- GPS/Radar Unit (Requires Arch)
- Windshield Wiper-Starboard
- Wood Dash/Trim Package

### Stereo

- Premium Sound System
- Satellite Radio System
- Stereo Remote, Transom

### Exterior

- Black Chrome Cobalt Letters and Logo
- Docking Lights-Stainless Steel
- Fender Clips w/Line (4)
- Flagpole w/Flag
- Portal Light (1 in Head Compartment)
- Retractable Dock Lines
- Stainless Steel Arch w/Bimini Top
- Stainless Steel Arch w/Hard Top
- Stainless Steel Windshield
- Swim Platform Transom Lighting
- Teak Accent Package
- Three Color Custom Graphics
- Transom Shower
- Transom Tilt Switch
- Underwater Lighting

### Interior

- Aft Walk-Thru Gate
- Carpet Upgrade, Rivulet (Sand & Terra only)
- Carpet Upgrade, Water Weave (Sand & Terra only)
- Cockpit Heater
- Grey Water System
- Head w/Pump Out Porta Potti, Macerator
- Head w/VacuFlush
- Head w/VacuFlush, Macerator
- Refrigerator
- Remote Courtesy Lights
- Shore Power Kit-110 Volt w/battery charger
- Shore Power Kit-220 Volt w/battery charger
- Stainless Steel Foot Tread (Helm Only)

### Structure / Safety / Performance

- Captain's Call Exhaust
- Captain's Call Plus (w/Mufflers)
- CE Requirements w/Auto Fire Extinguisher
- Fire Extinguisher, Automatic System
- Tool Kit
- Trim Tabs
- Windlass w/Line, Chain & Anchor



“After spending a day on the Cobalt 303 Day Cruiser, you feel like nothing less than a million bucks. Even in a place like Palm Beach, it turns a lot of heads.”

Boating World Magazine


# COBALT 303







# Equipment and Specifications 303



## SPECIFICATIONS

Length Overall w/o Swim Platform	29' 9"	(9.07 m)
Length Overall w/ Swim Platform	31' 6"	(9.60 m)
Beam	9' 11"	(3.02 m)
Interior Cockpit Width	104"	(2.64 m)
Deadrise at Transom	22°	(22°)
Fuel Capacity	150 gal.	(568 L)
Freshwater Capacity	30 gal.	(114 L)
Waste Capacity	10 gal.	(38 L)
Bridge Clearance w/o Bimini	5' 9"	(1.75 m)
Bridge Clearance w/Arch	8' 2"	(2.49 m)
Draft, Drive Up	26"	(.66 m)
Draft, Drive Down	44"	(1.12 m)
Dry Weight	11,110 lbs	(5039 kg)
Boat Certified Capacity	Yacht Certified	

## MERCURISER POWER

Twin 350 Mag MPI Bravo 3	300 php	224 PkW
Twin 377 Mag MPI Bravo 3	320 php	239 PkW
Twin 496 Mag MPI Bravo 3	375 php	280 PkW
Twin 496 Mag HO Bravo 3X	425 php	317 PkW

## VOLVO PENTA POWER

Twin 5.7 Gi DP	300 php	224 PkW
Twin 5.7 GXi DP	320 php	239 PkW
Twin 8.1 Gi DP	375 php	280 PkW
Twin 8.1 GXi DP	420 php	313 PkW

## ENGINE OPTIONS

Anti-Corrosion System  
 Axis Joystick Control Premier (includes DTS) - Merc only  
 Catalytic Emissions Control)  
 DTS (Merc Only)  
 EVC (Volvo Only)  
 Ocean-X (Volvo Only)  
 Seacore (Merc Only)

## STANDARD EQUIPMENT

### Dash and Instrumentation

Accessory Power Plug - 12 Volt  
 Compass  
 Depth & Water/Air Temp Gauge Pkg.  
 Hour Meters  
 Leather Steering Wheel  
 Livorsi Engine Controls

### Stereo

AM-FM CD w/6 Speakers & Amplifier  
 iPod™/MP3 USB Port  
 Stereo Remote, Dash

### Exterior

Anchor Locker  
 Bow Scuff Plate, Stainless Steel  
 Midships Cleats  
 Motorbox Actuator  
 Stainless Steel Engine Vents  
 Stainless Steel Foredeck Rails  
 Swim Platform, Extended w/Ladder  
 Transom Storage/Ice Chest

### Interior

Aft Walk-Thru Carpet  
 Air Compressor w/Holder  
 Cabin Galley Unit  
 Cedar-Lined Hanging Locker  
 Cockpit Galley Unit  
 Dinette Table  
 Double Wide Helm Seat  
 Head Compartment w/Shower  
 Head w/Electric Porcelain Toilet  
 Microwave  
 Removable Cockpit Carpet

### Structure / Safety / Performance

10/5/3 Year Warranty Protection  
 Battery Switch - Dual  
 Composite Floor  
 Composite Transom  
 Fiberglass Cockpit Liner  
 Fiberglass Stringer System  
 Fire Extinguisher, Manual  
 Ignition Safety Switch  
 Kevlar™ Reinforced Hull  
 Stainless Steel Windshield Braces  
 Through Prop Exhaust

## OPTIONAL EQUIPMENT

### Canvas

Bimini Top  
 Cockpit Tonneau Cover  
 Mooring Cover

### Dash and Instrumentation

GPS Unit, Color (replaces compass)  
 GPS/Radar Unit (Requires Arch)  
 VHF Radio Unit  
 Windshield Wiper-Starboard  
 Wood Dash/Trim Package

### Stereo

Cabin Entertainment Package (TV/DVD)  
 Cable TV Connection  
 Premium Sound System  
 Satellite Radio System  
 Stereo Remote, Transom  
 TV Antenna (Arch mounted)

### Exterior

Black Chrome Cobalt Letters and Logo  
 Docking Lights-Stainless Steel  
 Fender Clips w/Line (4)  
 Flagpole w/Flag  
 Retractable Dock Lines  
 Spotlight w/Helm Remote  
 Stainless Steel Arch w/Bimini Top  
 Stainless Steel Arch w/Hard Top  
 Stainless Steel Bow Rails (10 inch)  
 Stainless Steel Windshield  
 Swim Platform Transom Lighting  
 Teak Accent Package  
 Three Color Custom Graphics  
 Transom Shower  
 Transom Tilt Switches  
 Underwater Lighting

### Interior

Aft Walk-Thru Gate  
 Air Conditioning/Heating  
 Cabin Filler Cushion  
 Carpet Upgrade, Rivulet (Sand & Terra only)  
 Carpet Upgrade, Water Weave (Sand & Terra only)  
 Cockpit Heater  
 Grey Water System  
 Head w/Electric Porcelain, Macerator  
 Head w/VacuFlush  
 Head w/VacuFlush, Macerator  
 Refrigerator  
 Remote Courtesy Lights  
 Shore Power Kit-110 Volt w/battery charger  
 Shore Power Kit-220 Volt w/battery charger  
 Stainless Steel Foot Tread (Helm Only)

### Structure / Safety / Performance

Captain's Call Exhaust  
 Captain's Call Plus (w/Mufflers)  
 CE Requirements w/Auto Fire Extinguisher  
 Fire Extinguisher, Automatic System  
 Fire Extinguisher, Automatic System (w/Generator)  
 Generator (5kw)  
 Tool Kit  
 Trim Tabs  
 Windlass w/Line, Chain & Anchor



“Simply put, Cobalt’s 323 may be the best day boat ever.”

Boating Magazine

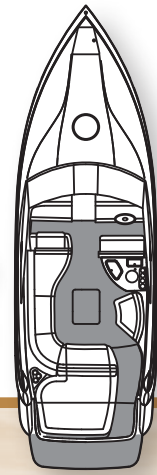
# COBALT 323







# Equipment and Specifications 323



## SPECIFICATIONS

Length Overall w/o Swim Platform	32' 10"	(10.00 m)
Length Overall w/ Swim Platform	34' 9"	(10.59 m)
Beam	10' 7"	(3.23 m)
Interior Cockpit Width	108"	(2.74 m)
Deadrise at Transom	22°	(22°)
Fuel Capacity	174 gal.	(659 )L
Freshwater Capacity	18 gal	(68 L)
Waste Capacity	28 gal.	(106 L)
Bridge Clearance w/o Bimini	6' 5"	(1.96 m)
Bridge Clearance w/Arch or Tower	8' 10"	(2.69 m)
Draft Drive Up	24"	(.61 m)
Draft Drive Down	35"	(.90 m)
Dry Weight	12,300 lbs.	(5579 kg)
Boat Certified Capacity	Yacht Certified	

## MERCUISER POWER

Twin 350 Mag MPI Bravo 3	300 php	224 PKW
Twin 377 Mag MPI Bravo 3	320 php	239 PKW
Twin 496 Mag MPI Bravo 3	375 php	280 PKW
Twin 496 Mag HO Bravo 3X	425 php	317 PKW

## VOLVO PENTA POWER

Twin 5.7 Gi DP	300 php	224 PKW
Twin 5.7 GXi DP	320 php	239 PKW
Twin 8.1 Gi DP	375 php	280 PKW
Twin 8.1 GXi DP	420 php	313 PKW

## ENGINE OPTIONS

Axius Joystick Control Premier (includes DTS) - Merc only  
 Catalytic Emissions Control  
 DTS (Merc Only)  
 EVC (Volvo Only)  
 Ocean-X (Volvo Only)  
 Seacore (Merc Only)

## STANDARD EQUIPMENT

### Canvas

Bimini Top

### Dash and Instrumentation

Accessory Power Plug - 12 Volt  
 Compass  
 Depth & Water/Air Temp Gauge Pkg.  
 Hour Meters  
 Livorsi Engine Controls  
 Wood Dash/Trim Package

### Stereo

AM-FM CD w/6 Speakers & Amplifier  
 iPod™/MP3 USB Port  
 Stereo Remote, Dash

### Exterior

Anchor Locker  
 Bow Scuff Plate, Stainless Steel  
 Midships Cleats  
 Motorbox Actuator  
 Stainless Steel Foredeck Ladder  
 Stainless Steel Foredeck Rails  
 Swim Platform, Extended w/Ladder  
 Transom Storage/Ice Chest

### Interior

Aft Walk-Thru Carpet  
 Aft Walk-Thru Gate  
 Air Compressor w/Holder  
 Cabin Filler Cushion  
 Cabin Galley Unit  
 Cedar-Lined Hanging Locker  
 Dinette Table  
 Double Wide Helm Seat  
 Head Compartment w/Shower  
 Head w/VacuFlush  
 Hot Water Heater (110 Volt)  
 Microwave  
 Refrigerator  
 Removable Cockpit Carpet  
 Shore Power Kit-110 Volt w/battery charger  
 Stove (110 Volt)

### Structure / Safety / Performance

10/5/3 Year Warranty Protection  
 Battery Switch - Dual  
 Composite Floor  
 Composite Transom  
 Fiberglass Cockpit Liner  
 Fiberglass Stringer System  
 Fire Extinguisher, Manual  
 Ignition Safety Switch  
 Kevlar™ Reinforced Hull  
 Stainless Steel Windshield Braces  
 Through Prop Exhaust  
 Trim Tabs

## OPTIONAL EQUIPMENT

### Canvas

Bimini Enclosure Package  
 Cockpit Tonneau Cover  
 Mooring Cover

### Dash and Instrumentation

GPS Unit, Color (replaces compass)  
 VHF Radio Unit  
 Windshield Wiper-Starboard

### Stereo

Cabin Entertainment Package (TV/DVD)  
 Cable TV Connection  
 Premium Sound System  
 Premium Sound System w/Transom Speakers  
 Satellite Radio System  
 Stereo Remote, Transom  
 TV Antenna (Arch mounted)

### Exterior

Black Chrome Cobalt Letters and Logo  
 Docking Lights-Stainless Steel  
 Fender Clips w/Line (4)  
 Flaggpole w/Flag  
 Retractable Dock Lines  
 Spotlight w/Helm Remote  
 Stainless Steel Arch w/Bimini Top  
 Stainless Steel Arch w/Hard Top  
 Stainless Steel Bow Rails (10 inch)  
 Stainless Steel Windshield  
 Swim Platform Transom Lighting  
 Teak Accent Package  
 Three Color Custom Graphics  
 Transom Shower  
 Transom Tilt Switch  
 Underwater Lighting

### Interior

Air Conditioning/Heating  
 Carpet Upgrade, Rivulet (Sand & Terra only)  
 Carpet Upgrade, Water Wave (Sand & Terra only)  
 Cockpit Heater  
 Grey Water System  
 Head w/VacuFlush, Macerator  
 Remote Courtesy Lights  
 Shore Power Kit-220 Volt w/battery charger  
 Stainless Steel Foot Tread (Helm Only)

### Structure / Safety / Performance

Captain's Call Exhaust  
 Captain's Call Plus (w/Mufflers)  
 CE Requirements w/Auto Fire Extinguisher  
 Fire Extinguisher, Automatic System  
 Fire Extinguisher, Automatic System (generator)  
 Generator (5kw)  
 Tool Kit  
 Windlass w/Line, Chain & Anchor



“Cobalt’s 37 is a tough boat to write about. Should I talk about the interior finish, with its walnut cabinets, real granite... Or should I focus on its engineering... Maybe what’s most important is the excitement delivered by the 37’s performance-bred deep-V hull and big-block stern drive power? One thing’s for sure: *This is a great boat, no matter how you look at it.*”

Boating Magazine

# COBALT 373





“When the day comes and you reward yourself with a boat like this, it makes you reflect on all the things in life that have allowed that day to happen.”

A Cobalt Owner

# COBALT 373






GAR





# Equipment and Specifications **373**



## SPECIFICATIONS

Length Overall	37' 6"	11.43 m
Beam	12' 0"	3.66 m
Deadrise Forward	37°	37°
Deadrise Aft	18°	18°
Fuel Capacity	230 gal	871 L
Freshwater Capacity	50 gal	190 L
Holding Tank Capacity	42 gal	159 L
Bridge Clearance w/Arch	12' 11"	3.94 m
Draft Drive Up	29"	.74 m
Draft Drive Down	42"	1.07 m
Dry Weight	21,160 lbs	9,598 kg
Boat Certified Capacity	Yacht Certified	
Boat Certified Capacity w/gear	Yacht Certified	

## MERCUISER POWER

Twin 496 Mag HO Bravo 3X	425 php	317 PKW
--------------------------	---------	---------

## ENGINE OPTIONS

Axius Joystick Control Premier (Includes DTS)  
DTS  
Seacore

## STANDARD EQUIPMENT

### Dash And Instrumentation

Compass  
Depth Sounder  
Digital Instrumentation Displays (x2)  
Full Switchgear, Illuminated, Waterproof  
Gps Chart Plotter, Radar Capable  
Hydraulic Steering  
Leather, Tilt Steering Wheel  
Smartcraft Engine Monitor Sys. w/Lcd Display

### Audio Visual/Stereo

Digital Stereo 5.1 Surround w/Amp & Sub-Woofer  
Flat Screen TV, 26 Inch Wide Format  
iPod™/Mp3 USB Port  
Stereo Remote, Helm  
TV Cable Inlet, Transom

### Exterior

Anchor Strike Plate, Stainless Steel  
Arch, Intergral Fiberglass w/Bimini  
Bottom Paint, Black  
Fender Storage, Transom Box  
Hull Windows, Bonded Acrylic  
Integrated Swim Platform  
Stainless Steel Bow Rails  
Stainless Steel Windshield Cap  
Transom Shower, Hot & Cold  
Watertight Engine Hatch w/Electric Actuator  
Windlass w/Anchor, Chain & 250' Line

### Interior, Cabin & Cockpit

Cabin Dinette Table, Walnut  
Cockpit Dinette Table, Teak  
Cockpit Galley W/Stainless Steel Sink  
Granite Galley Counter Tops  
Hanging Lockers, Cedar Lined, Auto Light  
Head Compartment w/Shower  
Led Anchor and Navigation Lights  
Led Cabin Overhead Lighting  
Led Cockpit Lighting  
Microwave, In-Cabinet Mounted  
Porcelain Electric Head w/Macerator  
Porcelain Sinks w/Designer Faucets  
Queen Size Bed w/Custom Cover  
Refrigerator/Freezer, 3.2 Cu. Ft. Under-Counter  
Stainless Steel Tread  
Stainless Steel Cup Holders  
Stove, 120/220v Intl.  
Twin Single Beds w/Custom Covers  
U-Lounge Seating w/Waterproof Cushions  
Ultra Suede Sofa, Convertible To Bed  
Under Bed Storage  
Waste Water System  
Water Monitors, Fresh And Waste  
Window Blinds, 60% Room Darkening

### Structure / Safety / Performance

ABYC Compliant  
Air Horns  
CO Monitor  
Composite Flooring w/Sandwich Construction  
Fiberglass Stringer System  
Fire Extinguisher, Auto Sys. Engine Room  
Fire Extinguishers, Cabin & Cockpit  
Fuel Filters  
Galvanic Protection, Active and Passive  
Generator 7.3kw w/Sound Shield  
Kevlar™ Reinforced Hull Reinforced Keel  
Shore Power, 120v, 2 - 30 amp (Total 60 amp)  
Stainless Steel Thru-Hull Fittings  
Through Prop Exhaust  
Trim Tabs

## OPTIONAL EQUIPMENT

### Canvas

Cockpit Tonneau Cover  
Full Strataglass Enclosure, Arch  
Hardtop w/Full Strataglass Enclosure  
Makrolon Fwd Panel (3) Enclosure Upgrade (Arch)  
Makrolon Fwd Panel (3) Enclosure Upgrade (Hard Top)

### Dash And Instrumentation

Garmin Fish Finder/Sonar  
Garmin, 24 Inch HD Radar Dome  
Garmin, 48 Inch Radar Open Array  
Garmin, 5208 Radar/Chart Plotter, Touch Screen  
Ray Marine VHF Radio

### Stereo

Additional Cockpit Speakers (2) w/Transom Remote  
iPod™/Mp3 Port (Salon)  
Satellite Radio System  
TV/DVD, 15 Inch Flatscreen (Aft Cabin)  
TV/DVD, 15 Inch Flatscreen (Fwd Cabin)

### Exterior

Barbeque Grill, Cockpit  
Bottom Paint, White  
Cockpit Refrigerator in lieu of Storage Console  
Cockpit Ss Ice Maker in lieu of Storage Console  
Cockpit Sunpad Filler Cushion  
Foredeck Sunpad w/Integral Head Rest  
Hull Graphics - 3 Color Custom  
Hull Graphics - Classic  
Searchlight  
Teak Cockpit Floor Package  
Teak Swim Platform Package  
Underwater Lighting

### Interior

Aft Cabin Filler Cushion  
Cabin Carpet Protectors, Sunbrella™  
Carpet Upgrade, Rivulet (Sand & Terra Only)  
CarPet Upgrade, Water Weave (Sand & Terra Only)  
Central Vacuum System  
Day/Night Blinds (in lieu of Standard Blinds)  
High Gloss Walnut Cabinetry (in lieu of Satin Finish)  
Linen Set, Fwd & Aft Berths (600-TC)

### Structure / Safety / Performance

Bow Thruster  
Engine Room Washdown  
Garmin Autopilot  
Generator, Kohler 7.3 Kw Diesel w/Soundshield  
Gray Water System (42 Gal)  
Oil Change System, Engines & Generator  
Overboard Discharge System  
Vessel View (Std w/Axius Joystick Control Premier)





# Uncompromising COBALT TRANSFERABLE WARRANTY

## TEN YEAR PROTECTION

---

Hull & Deck Structure: Floors, stringers, bulkheads, motor mounts, transom, all deck and hull joints

## FIVE YEAR PROTECTION

---

- Engine: Internally lubricated parts
- Stern Drive: Internally lubricated parts in upper and lower housings, stern drive control system: power steering pump, power steering cooler; TVM module, TVM cylinder; joystick
- Intermediate Housing: Shaft, U-joints, bearings
- Steering: Helm, rack, cable, pump, seals and gaskets
- Power Trim: Pump, cylinders, solenoids, switches, seals and gaskets
- Electrical: Alternator; voltage regulator; electronic ignition module, ignition coil, starter motor; wiper motor; engine wiring harness, courtesy lights, docking lights, battery switch, battery isolator; bow light, horn, anchor light, spotlight, blower motor; electric hatch motor and switch
- Fuel Delivery: Fuel injection control units and injectors, fuel injection pump, fuel injector rails, fuel delivery pump, flame arrestor
- Controls: Control box, neutral safety switch, cables
- Instrumentation: Tachometer; oil pressure, volt gauge, hour meter; speedometer; engine temperature, trim gauge, fuel gauge, air/water temperature
- Accessories: Air conditioner; cockpit heater; engine battery charger; compass, depth finder; transducer and wiring harness, generator; refrigerator; galley sink and faucet, shore power; stainless steel deck railings, stainless steel rubrail, stainless steel hardware, stereo/CD player; amplifier(1), dash stereo remote, trim tabs, waste system, water system, stove, microwave, windlass
- Electronics: Radar; GPS, VHF radio
- Non-Defect Failures: Overheating, pre-ignition, detonation, scored pistons, scored cylinders, tuliped valves, carbonized rings, heat collapsed rings, burnt valves, bent valves, warped heads, heat cracked heads and block (excludes freezing), thermostat failures, sensor failures
- Additional Benefits: Choice of towing, dock side assistance, hoist and lift out or pick up and delivery. Taxes, shop supplies, lubricants, coolants, filters, spark plugs, hoses, clamps, belts, engine tuning, and lake/sea trial when necessary for a covered repair.

## THREE YEAR PROTECTION

---


- Gelcoat Finish: Protection from stress cracks, air voids or blisters
- Upholstery/Canvas: Protection from defective materials or workmanship
- Components: Manufactured by Cobalt



From the clean crisp look of all white to the richness of three color custom the gelcoat is a principal ingredient of these boats' beauty, a principal determinant of a Cobalt's appearance and enduring value. Cobalt's gelcoat offers superior repairability, matchless clarity, and high-gloss buff back, with blister resistance far superior to standard gelcoats. Greater flexibility in the gelcoat reduces cracking. A comprehensive three-year warranty guarantees the gelcoat finish against stress cracks, air voids, and blisters.

# Style

## COLOR SELECTIONS



### SPORT GRAPHICS

A white hull with a single accent stripe. Available on all models.



### 3 COLOR CUSTOM GRAPHICS

White base gelcoat with any primary hull color plus an accent. Available on all models.



### SPORT WITH DECK STRIPE

A white hull with a single accent stripe and deck stripe. Available on the 222, 232 only.




### 3 COLOR CUSTOM WITH DECK STRIPE

Standard 3 Color Custom with the addition of a deck stripe. Available on the 222, 232 only.



### ALL WHITE

An all white hull and deck. Available on all models.



### CLASSIC GRAPHICS

One primary hull color with an all white deck. Available on all models.



### CLASSIC WITH DECK STRIPE

One primary hull color with a deck stripe. Available on the 222, 232 only.



## COCKPIT INTERIORS

### SAND INTERIOR

with standard carpet



### WATER WEAVE

carpet option



### RIVULET

carpet option



### TERRA BROWN INTERIOR

with standard carpet



### WATER WEAVE

carpet option



### RIVULET

carpet option



### SUMMIT GREY INTERIOR

available with standard carpet only



## CABIN ACCENTS

### OCEAN CORAL

Cabin accents shown in the 303.



### COASTAL BLUE

Cabin accents shown in the 323.



Color matched and hand fitted, Cobalt bimini tops, sun shades, enclosures and tonneau covers are made of a premium acrylic marine canvas. This material is extremely strong and fade-resistant, with superior water resistance. Yet it breathes, resisting rot and mildew.

# Shelter

## CANVAS SELECTIONS

Canvas	210	222	230	232	242	262	276	296	302	303	323	373	WSS
Arch w/Bimini Top (photo 1)							○	○	○	○	○	○	
Bimini Enclosure Package (photo 2)											○	○	
Bimini Top (photo 3)	○	○	○	○	○	○	○	○	○	○	S		
Bow Tonneau Cover (photo 4)	○	○	○	○	○	○	○	○	○				○
Cockpit Tonneau Cover (photo 4)	○	○	○	○	○	○	○	○	○	○	○	○	○
Full Strataglass Enclosure, Arch												○	
Hardtop w/Full Strataglass Enclosure												○	
Makrolon Fwd. Panels Enclosure Upgrade (Arch)												○	
Makrolon Fwd. Panels Enclosure Upgrade (Hard Top)												○	
Mooring Cover (photo 5)	○	○	○	○	○	○	○	○	○	○	○		○
Tower w/Sunshade	○	○	○	○	○	○							S
Tower w/Bimini Top (photo 6)	○	○	○	○	○	○							



○ = Optional   S = Standard

# Connections

## AUDIO/VISUAL AND INSTRUMENTATION



1. Bow Filler Cushions 2. Aft Filler Cushions 3. Terry Cloth Seat Covers 4. Flip-Lip Seat Bolster  
5. Stainless Steel Foot Tread 6. Cockpit Table 7. Aft Walk-Thru Gate 8. Snap-Out Rubber Backed Carpet

# Luxurious INTERIOR APPOINTMENTS



1. Docking Lights   2. Transom Swim Platform Lighting   3. Retractable Dock Lines   4. Transom Shower   5. Windlass w/Anchor, Chain & Line  
 6. Stainless Steel Flagpole   7. - 8. Fender Clips w/Line   9. Boarding Ladder   10. Removable Ski Pylon   11. Trim Tabs

# EXTERIOR GEAR Convenience



# COBALT SPORTS

## *Lifestyle Accessories*

SHOP ONLINE AT [COBALTSPO RTS.COM](http://COBALTSPO RTS.COM)



Cobalt Sports online shopping, offering premium apparel and accessories for the Cobalt Boats enthusiast. Available 24 hours a day for your convenience.

A close-up shot of a white t-shirt. The shirt features a gold laurel wreath encircling a stylized 'C' logo. Below the wreath, the words "COBALT BOATS" are printed in a bold, black, sans-serif font. The background of the t-shirt is a light, textured fabric.

COBALT BOATS

SHOP ONLINE AT  
[COBALTSPO RTS.COM](http://COBALTSPO RTS.COM)



COBALT BOATS • 1715 N 8TH ST • NEODESHA, KS 66757  
TEL. 800-468-5764 • FAX. 620-325-2361 • WWW.COBALTBOATS.COM

COPYRIGHT © 2009 - 2010, ALL RIGHTS RESERVED • PRINTED IN THE U.S.A. • SPECIFICATIONS AND EQUIPMENT LISTS ARE SUBJECT TO CHANGE WITHOUT NOTICE.  
iPod™ IS A TRADEMARK OF THE APPLE COMPANY • KEVLAR™ IS A REGISTERED TRADEMARK OF THE DUPONT CHEMICAL COMPANY